



Greenville Technical College Board

MINUTES

Wednesday, January 17, 2024

Barton Campus, Student Success Center 102, Community Room

Members Present

Paul Batson - Zoom
Tom Britt - Zoom
Jo Hackl
Hunter Howard
Dean Jones - Zoom
Ray Lattimore, Chair
Ray Martin
Dr. Burke Royster
Coleman Shouse
Keith Smith
Kenneth Southerlin
David Stafford

Members Absent

Staff Present

George Abraham
Eric Bedingfield - Zoom
Kelvin Byrd
Jacqui DiMaggio
Julie Eddy
Artie Hammond
Susan Jones
Dr. Matteel Knowles
Becky Mann
Dr. Keith Miller, President
Dr. Larry Miller
Lauren Simer
Wendy Walden
Ann Wright

Guests

David Sudduth, GT Foundation Board Chair
Jeff Thordahl, Registered Lobbyist - Zoom

Chair Lattimore called the meeting to order at 12:10 p.m. and welcomed board members, staff, and guests. Chair Lattimore announced that the press had been notified of the meeting in accordance with the Freedom of Information Act. Chair Lattimore acknowledged that the agenda was posted on the GTC website, and a quorum of board members was present.

Approval of Minutes

Mr. Southerlin made a motion to approve the November 15, 2023, board minutes. Mr. Stafford seconded the motion. The motion carried.

Mission and Vision Statement

Chair Lattimore stated that SACSCOC requires the college to review the Mission and Vision Statement each year. Chair Lattimore asked Vice Chair Jo Hackl to present the college's Mission and Vision Statement. Ms. Hackl and Mr. Southerlin suggested a minor change under Role and Scope, fourth

paragraph, second sentence, to change the verbiage from “the majority of GTC graduates” to “the overwhelming majority of GTC students”. Ms. Hackl made a motion to approve the Mission and Vision Statement as presented with the one amendment to the Role and Scope. Mr. Southerlin seconded the motion. The motion carried. Ms. Simer will make the change and submit it to the Commission on Higher Education

Finance Report

Mr. Southerlin asked Ms. DiMaggio to provide the financial report. The full report is attached.

Audit Committee Report

Mr. Howard stated the Audit Committee met before the meeting with reports from Mr. Artie Hammond (internal auditor) on the 2024 risk assessment plan, Mr. George Abraham (chief information officer) on cybersecurity, and Ms. DiMaggio (vice president of finance) on security assessment and staffing. Mr. Abraham was asked to provide the cybersecurity update at the February Joint Retreat for the GTC Board and GT Foundation Board.

President’s Report

President Miller provided the following highlights.

- The college had 263 students who participated in the 2023 December commencement ceremony. The actual number of awards granted was 1,224 with approximately 1,099 graduates to date.
- The college recently found out that GTC serves more students through dual enrollment than any other college in the state.
- Facilities coming online over the next several years
 - 1) The Center for Workforce Development with a welding focus will be located at the Brashier Campus. With the help of local legislators, funding has been identified and is now at the state approval level. Benchmarking is currently underway.
 - 2) The Center for Industrial Analytics and Cybersecurity funding will come in this fiscal year’s budget. The internal process and benchmarking are underway.

At the request of Mr. Sudduth, President Miller provided clarification on the role of our legislative liaisons. Mr. Bedingfield and Mr. Thordahl participated via Zoom.

Mr. Bedingfield is the college’s director of governmental affairs and pays attention to happenings in Columbia, at the federal level, and the local level. Mr. Bedingfield has direct contact with members of the County Council, members of the legislative delegation, and the congressional delegation. Part of his responsibility is educating those members on what would be beneficial or a concern for the college regarding the state or proposed bills.

Mr. Thordahl is a registered lobbyist with Copper Dome Strategies and can ask legislators to support, oppose, or propose a bill. Mr. Thordahl’s knowledge of the inner workings and staff contacts in the legislative offices and other state boards is crucial. Mr. Thordahl is funded through the Greenville Tech Foundation on a contractual basis.

Together, Mr. Bedingfield and Mr. Thordahl make a good team because each brings knowledge of the members and staff locally, statewide, and nationally. Each brings a unique perspective and a unique set of skills.

The board requested a copy of the new transfer agreement recently signed between all South Carolina public four-year institutions and the State Tech College System. More details will be shared at the February Joint Board Retreat.

SCATCC Update

Mr. Shouse provided an update on the SCATCC.

- Reminder of the Day of Learning for Commissioners on January 31, 2024, in Columbia.
- As a follow-up to President Miller's legislative liaison item, SCATCC hires a full-time lobbyist for the technical colleges and the State Tech System, Mr. Billy Routh with Copper Dome Strategies. Mr. Routh works primarily during the legislative sessions for the State Tech System, its program, and its asks and is funded through state technical college dues.
- One of SCATCC's primary focuses this year is to encourage the approximately 160 commissioners to be more politically engaged with elected officials.

CHE Update

Mr. Batson provided a CHE update.

- Transfer agreements – CHE was charged by the legislature to come up with these agreements and get people to sit down together to make the agreements. The technical colleges have already been involved with Clemson and the University of South Carolina. The whole idea is for there to be a universal transfer in the state.
- CHE continues to do work on approving projects and programs; however, in December, a report was made by the State Inspector General's Office. There was an investigation into complaints made to the State Inspector General regarding the management of CHE. A negative report was delivered in mid-December. The commissioners are meeting on January 18, 2024, to discuss a lot of follow-up on all of the issues, including the executive director.
- Mr. Rusty Mulholland, president and executive director for CHE, turned in his notice of retirement.

Old and New Business

Chair Lattimore asked Mr. Shouse to provide a brief update on the new ad-hoc committee formed to look at the McAlister Square project. The idea of the committee was how to convert the 50 acres that McAlister Square sits on into an income-producing property that could support the Greenville Tech Foundation and other activities of the college. However, several challenges with covenants affect all of the property. Mr. Shouse had a phone conversation with the attorney involved when the center was sold to a corporation out of Connecticut. There will be another conversation when it is determined how to get Publix settled.

There being no other business, Chair Lattimore adjourned the meeting at 1:09 p.m.

Vision: Greenville Technical College is recognized as a world-class learning institution where students from all backgrounds and life stages find flexible career and educational opportunities of the highest quality and value. By collaborating with community and business leaders, the college is a primary driver of economic growth through workforce development.

Mission: Greenville Technical College transforms students' lives and helps our community thrive by providing a world-class, affordable education to students and building an educated, engaged workforce committed to life-long learning.

Role and Scope

Greenville Technical College is one of the largest public two-year colleges in South Carolina. The college provides exceptional learning opportunities primarily to the residents of Greenville County.

Curricular offerings include (1) certificates, diplomas and associate degrees in business, computer technology, health sciences, engineering technologies, advanced manufacturing technologies, and public service; and (2) university transfer courses, associate degrees, and (3) an Applied Baccalaureate in Advanced Manufacturing Technology.

The college also provides an extensive offering of continuing education courses for occupational advancement, change of career opportunities, entry-level career training, and personal interest, as well as economic development services that encourage business and industrial growth in a diverse economic community.

The college offers an array of transitional courses to serve academically under-prepared students seeking to enter a program of study. Upon completion of their educational goals, the majority of GTC graduates are either employed in fields related to their programs of study or transfer to four-year colleges and universities.

Since Greenville Technical College is an open admission institution, students come from diverse socioeconomic and educational backgrounds. The college provides an affordable education through traditional and distance learning delivery methods for flexibility in scheduling times and locations convenient to students.

GTC faculty and staff are student-centered, accessible, and highly recognized in their fields. The college offers various educational support services to facilitate the teaching/learning process and to enhance the academic and personal development for all students including an emphasis on articulation with local high schools and other colleges and universities.

**GREENVILLE TECHNICAL COLLEGE
BUDGET ANALYSIS @ 12/31/2023
UNRESTRICTED FUND**

	OPERATING BUDGET	YEAR- TO-DATE BUDGET	CURRENT YEAR ACTUAL	VARIANCE AMOUNT**	PRIOR YEAR ACTUAL	ANNUAL GROWTH AMOUNT	ANNUAL GROWTH %
REVENUES							
<i>STUDENT</i>	\$55,712,000	\$47,455,350	\$46,723,188	(\$732,162)	\$44,594,819	\$2,128,369	5%
<i>LOCAL GOVERNMENT</i>	11,700,000	1,638,000	1,364,057	(273,943)	1,714,979	(350,922)	(20%)
<i>STATE BOARD</i>	25,500,000	25,660,518	25,660,518	0	20,956,372	4,704,146	22%
<i>AUXILIARY SERVICES</i>	4,933,000	2,565,160	2,864,822	299,662	2,414,131	450,691	19%
<i>OTHER</i>	5,624,800	2,812,400	2,255,971	(556,429)	3,974,739	(1,718,768)	(43%)
TOTAL REVENUES	\$103,469,800	\$80,131,428	\$78,868,556	(\$1,262,872)	\$73,655,040	\$5,213,516	7%
EXPENDITURES							
<i>INSTRUCTIONAL</i>	\$40,588,340	\$20,880,160	\$21,303,161	423,001	\$20,351,077	952,084	5%
<i>ACADEMIC SUPPORT</i>	8,723,463	4,352,886	4,102,301	(250,585)	3,574,820	527,481	15%
<i>STUDENT SUPPORT</i>	7,695,326	3,462,897	3,143,357	(319,540)	3,137,573	5,784	0%
<i>OPERATIONS & MAINTENANCE</i>	12,943,942	6,148,372	5,913,722	(234,650)	5,385,394	528,328	10%
<i>ADMINISTRATIVE & GENERAL</i>	15,704,169	7,520,265	6,140,683	(1,379,582)	6,024,432	116,251	2%
<i>TECHNOLOGY</i>	7,833,887	4,393,324	4,413,566	20,242	3,245,990	1,167,576	36%
<i>REMISSIONS AND EXEMPTIONS</i>	2,000,000	1,696,500	2,730,900	1,034,400	2,666,912	63,988	2%
<i>AUXILIARY SERVICES</i>	4,480,673	2,240,337	2,617,840	377,504	2,272,798	345,042	15%
<i>CAPITAL</i>	1,550,000	512,500	466,124	(46,376)	220,045	246,079	112%
<i>DEBT SERVICE</i>	1,950,000	0	0	0	0	0	0%
TOTAL EXPENDITURES	\$103,469,800	\$51,207,242	\$50,831,654	(\$375,588)	\$46,879,041	\$3,952,613	8%

Year-to-date budget based on 5 year trend of percentages of total received, with exception of State Board which is based on payment schedule

**() = UNDER BUDGET

FINANCIAL UPDATE

Area Commission
January 17, 2024



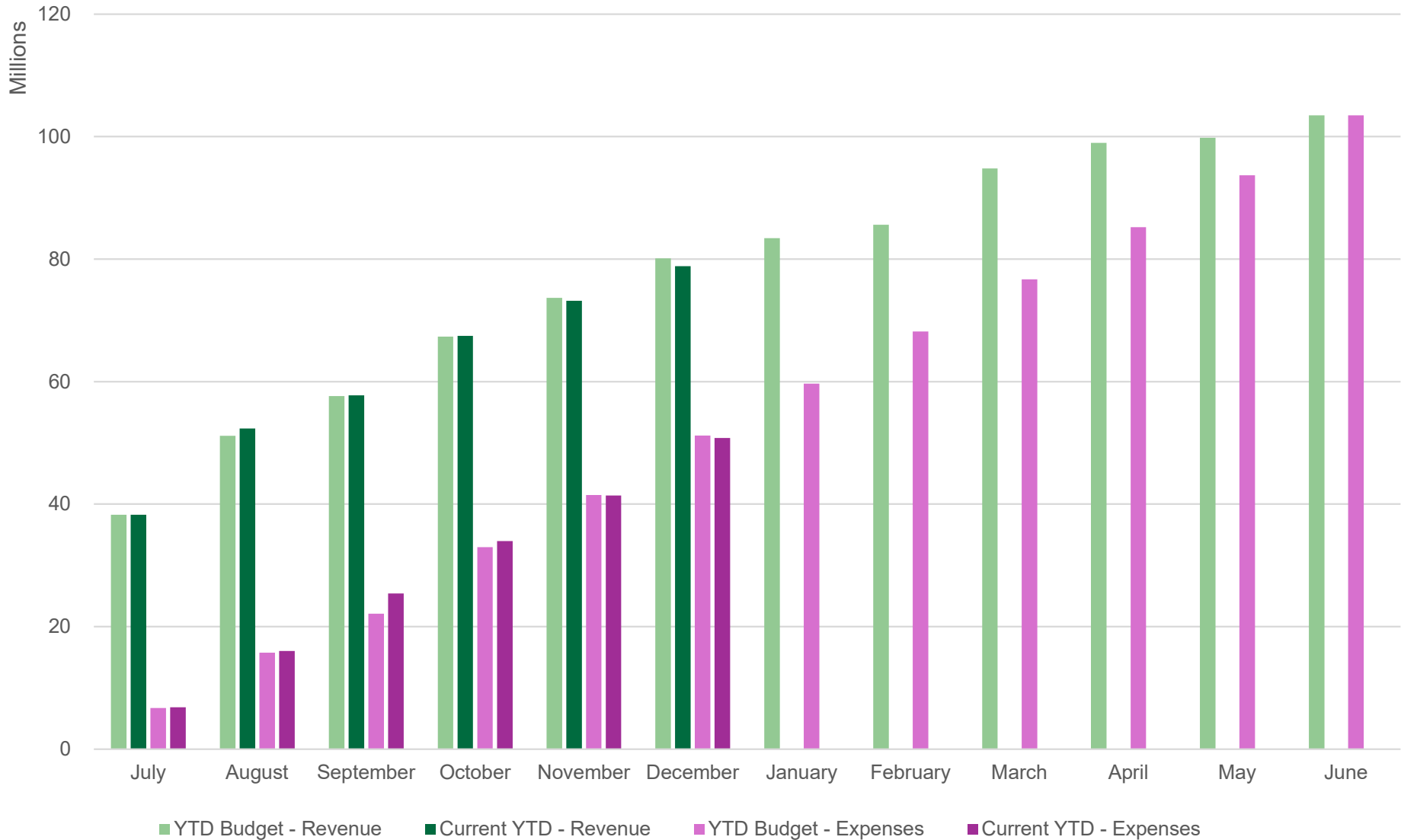
BUDGET ANALYSIS DECEMBER YTD

	OPERATING BUDGET	YEAR- TO-DATE BUDGET	CURRENT YEAR ACTUAL	VARIANCE AMOUNT**	PRIOR YEAR ACTUAL	ANNUAL GROWTH AMOUNT	ANNUAL GROWTH %
REVENUES							
STUDENT	\$55,712,000	\$47,455,350	\$46,723,188	(\$732,162)	\$44,594,819	\$2,128,369	5%
LOCAL GOVERNMENT	11,700,000	1,638,000	1,364,057	(273,943)	1,714,979	(350,922)	(20%)
STATE BOARD	25,500,000	25,660,518	25,660,518	0	20,956,372	4,704,146	22%
AUXILIARY SERVICES	4,933,000	2,565,160	2,864,822	299,662	2,414,131	450,691	19%
OTHER	5,624,800	2,812,400	2,255,971	(556,429)	3,974,739	(1,718,768)	(43%)
TOTAL REVENUES	\$103,469,800	\$80,131,428	\$78,868,556	(\$1,262,872)	\$73,655,040	\$5,213,516	7%
EXPENDITURES							
INSTRUCTIONAL	\$40,588,340	\$20,880,160	\$21,303,161	423,001	\$20,351,077	952,084	5%
ACADEMIC SUPPORT	8,723,463	4,352,886	4,102,301	(250,585)	3,574,820	527,481	15%
STUDENT SUPPORT	7,695,326	3,462,897	3,143,357	(319,540)	3,137,573	5,784	0%
OPERATIONS & MAINTENANCE	12,943,942	6,148,372	5,913,722	(234,650)	5,385,394	528,328	10%
ADMINISTRATIVE & GENERAL	15,704,169	7,520,265	6,140,683	(1,379,582)	6,024,432	116,251	2%
TECHNOLOGY	7,833,887	4,393,324	4,413,566	20,242	3,245,990	1,167,576	36%
REMISSIONS AND EXEMPTIONS	2,000,000	1,696,500	2,730,900	1,034,400	2,666,912	63,988	2%
AUXILIARY SERVICES	4,480,673	2,240,337	2,617,840	377,504	2,272,798	345,042	15%
CAPITAL	1,550,000	512,500	466,124	(46,376)	220,045	246,079	112%
DEBT SERVICE	1,950,000	0	0	0	0	0	0%
TOTAL EXPENDITURES	\$103,469,800	\$51,207,242	\$50,831,654	(\$375,588)	\$46,879,041	\$3,952,613	8%

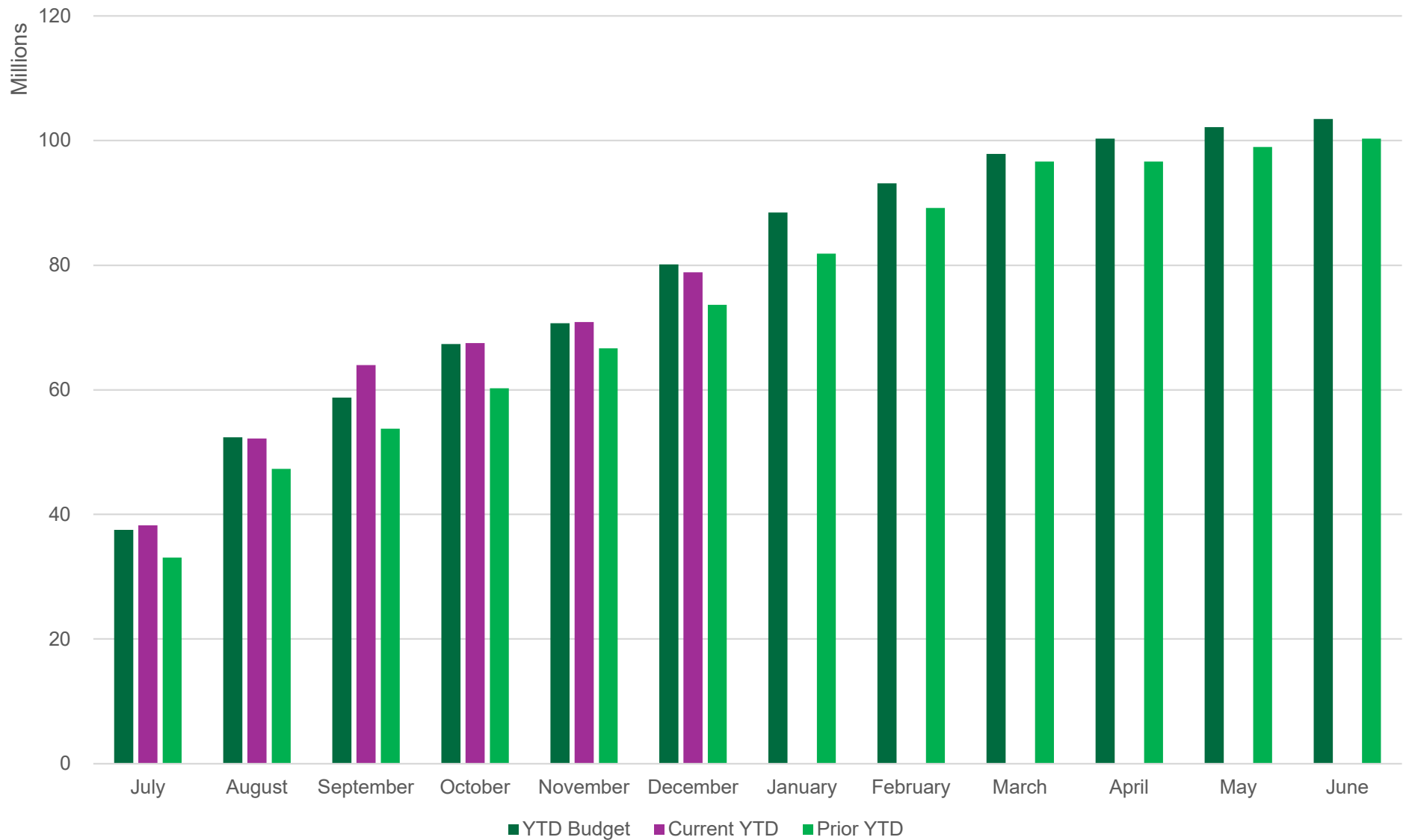
Year-to-date budget based on 5 year trend of percentages of total received, with exception of State Board which is based on payment schedule

**() = UNDER BUDGET

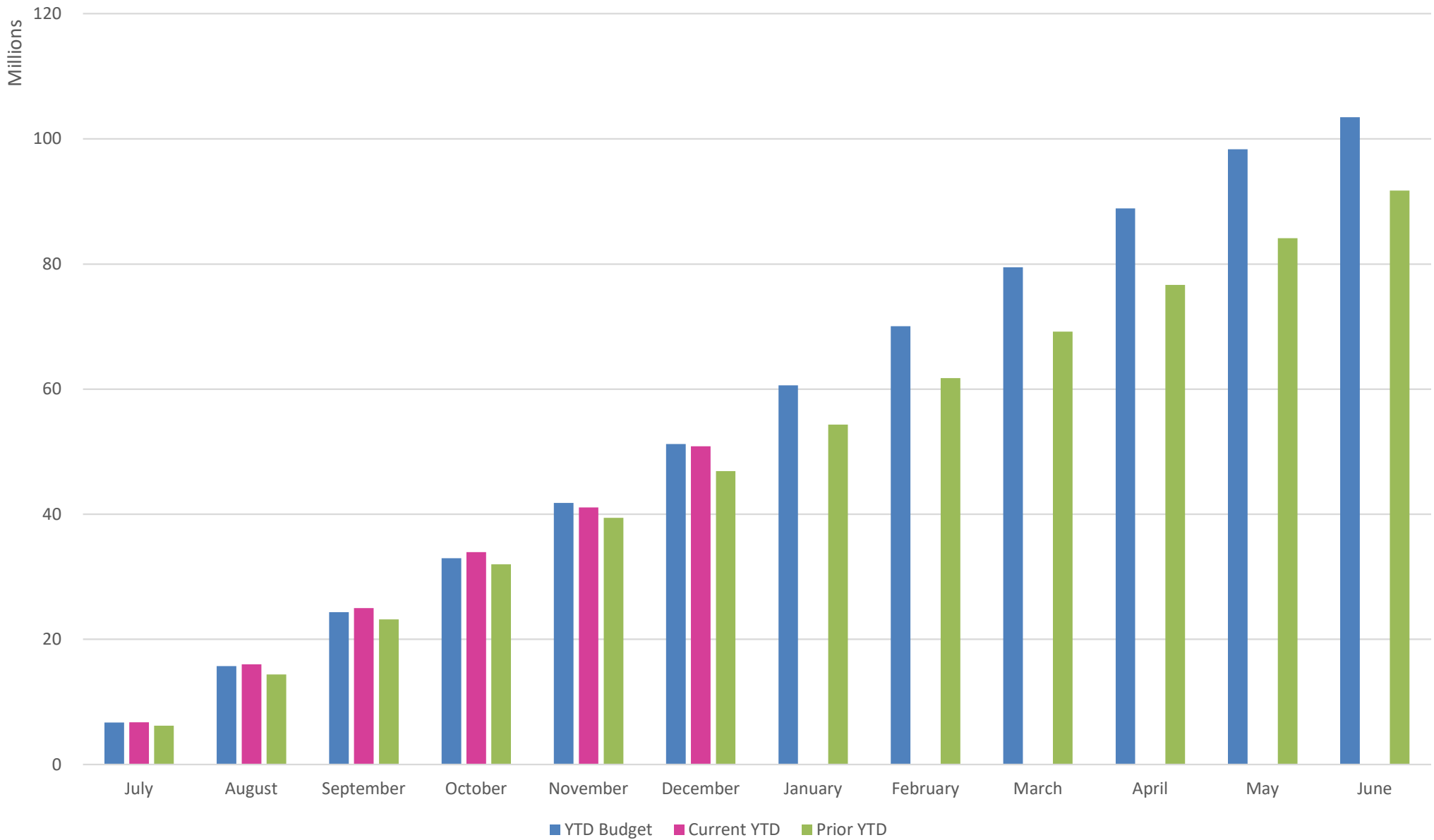
Budgeted and YTD Revenues and Expenses



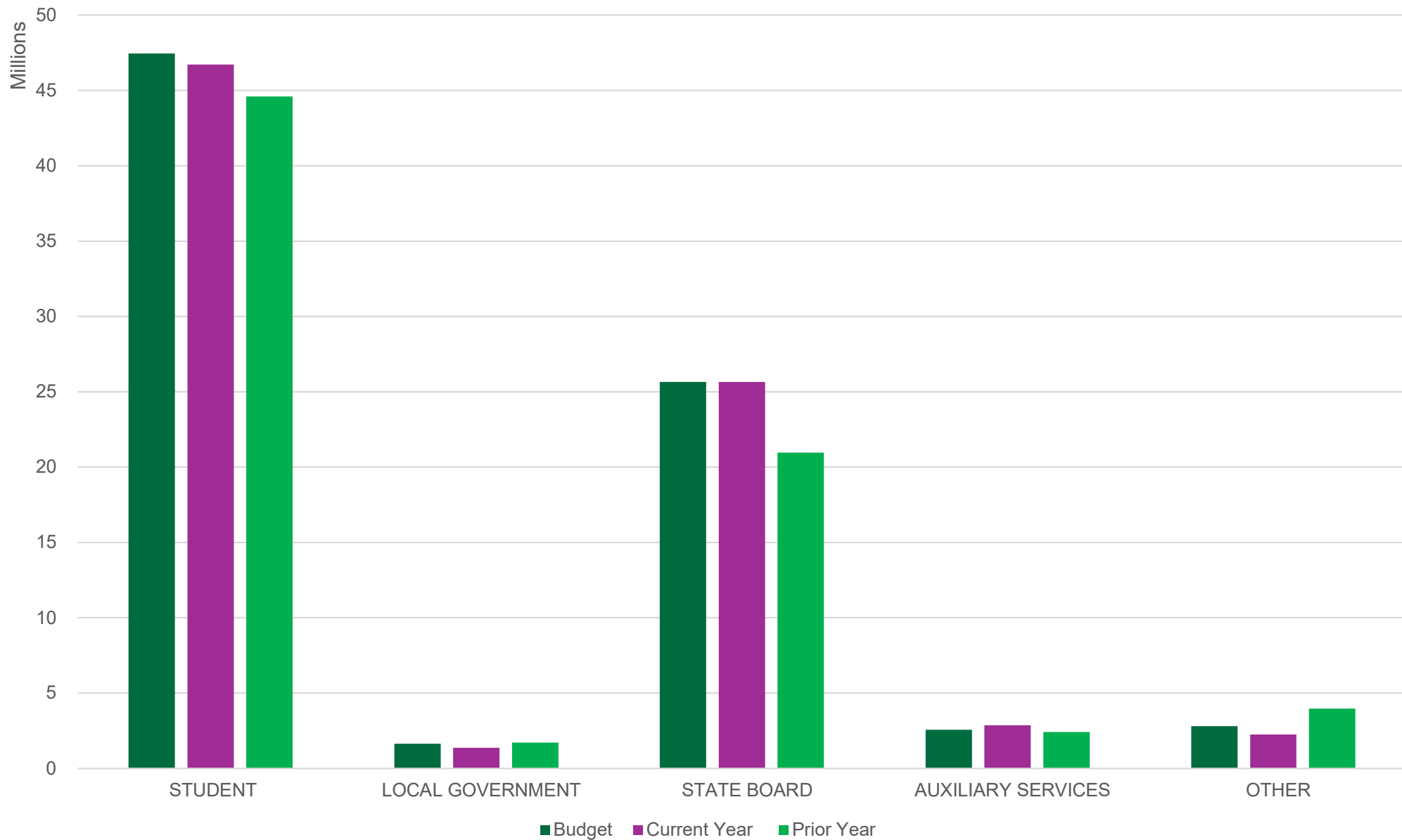
Revenues by Month



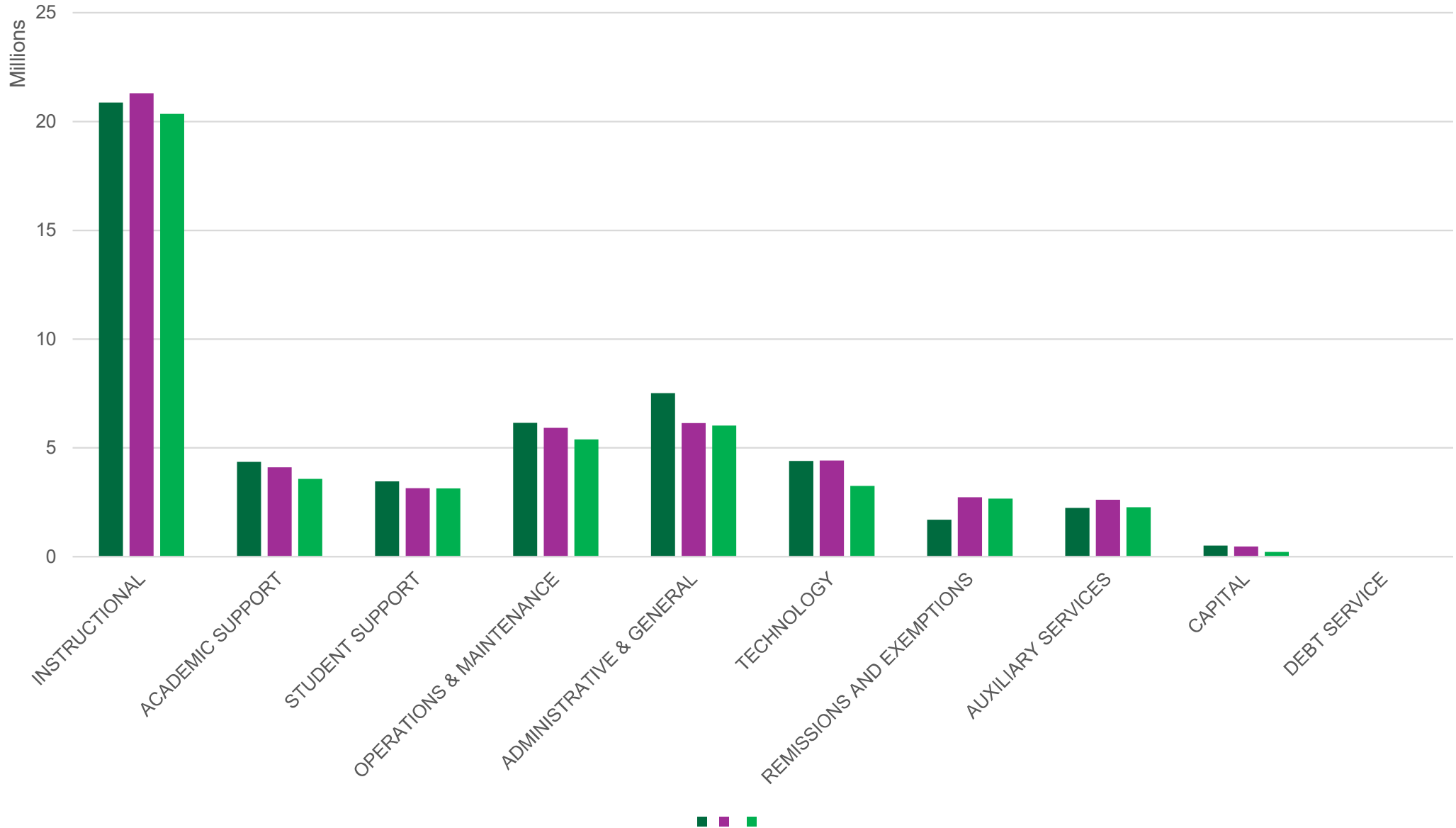
EXPENSES BY MONTH



REVENUES BY TYPE DECEMBER YTD



EXPENSES BY FUNCTION DECEMBER YTD



Questions?

Thank you



President's Report January to December 2023

Officers

Chairman
David Sudduth

Vice Chairman
Chad Cousins

Secretary/Treasurer
Drew Boland

Immediate Past Chair
Stacy Brandon

Directors

Kimberly Bailey
Lisa Davies
Lynn Faust
Tavia CM Gaddy
Steve Hall
Luke Hardaway
Jenna Hendricks
Kay Hill
Kim Howard
Katie Howell
Jon Joffe
Dmitry Kopytin
Michael McCormick
Neeetu Patel
Keith Poole
Tiffany Santagati
Steve Smith
Mike Snively

Life/Emeritus Members

Jim Benson
Ralph S. Hendricks*
S. Hunter Howard, Jr.
Douglass E. Kondra*
James C. Morton, Jr.
Jim C. Ryan, Jr.
Neil W. Stewart*
Claude I. Theisen
Charles R. Warne
*Deceased

Ex-Officio

Ray Lattimore
*Chair, Greenville Technical College
Area Commission*
Dr. Keith L. Miller, President
Greenville Technical College
Ann M. Wright
*Vice President for Advancement
Greenville Tech Foundation*

Fundraising

- Fundraising Summary: 1,421 gifts totaling \$3,263,134; 59% of \$5,500,000 goal.
- 136 new donors totaling \$317,630 in donations.
- Unrestricted revenue \$251,033; 83% of \$300,000 goal as of November 2023

Grants

- Awarded \$1,421,500; 160% of \$900,000 goal.
- 7 grants undecided for total of \$607,500 (\$500,000 of this total attributed to Siemens request for equipment)
- 1 grant approved but funding not received yet: \$66,000 from BCBS for dental clinic equipment
- \$205,900 received in December; \$225,000 pledged in Dec.:
 - Woodward FST \$2,400 Welding
 - Gene Haas Foundation \$20,000 CNC
 - Hendricks Foundation \$5,000 Emergency Assistance
 - Hendricks Foundation \$90,000 Endowed Scholarship
 - Bon Secours St. Francis \$7,500 AAMSI
 - Hollingsworth Funds \$75,000 AAMSI
 - SC Ports Authority \$5,000 Truck Driver Training
 - Metropolitan Arts Council \$1,000 Visual Arts Student Show
 - Greenville Technical College \$225,000 I Am First Endowed Scholarship
 - Title III Grant (Pledge)

Finance

- YTD net income \$931,299 as of November 2023
- Unrestricted ending fund balance \$4,970,973 as of November 2023
- Total investment balance YTD \$20,313,901 as of November 2023
- Net gain on investments YTD \$1,275,662 as of November 2023

Student Aid

- 156 awards for emergency assistance to 120 unduplicated students totaling \$105,855
- 835 scholarship awards to 790 unduplicated students totaling \$784,036

Marketing/Communications

New Mission Statement

The Greenville Tech Foundation provides resources to Greenville Technical College and its students through fundraising, collaborative partnerships, and innovative programs. By expanding access to education, we ignite personal transformation and contribute to the economic vitality of our region.

New Vision Statement

The Greenville Tech Foundation envisions a future where everyone has the resources and support they need to attain an advanced education – driving the success of Greenville Technical College, its students, and our community.

Have you considered the Greenville Tech Foundation in your estate plans?

P.O. Box 5616, MS 6002, Greenville, S.C. 29606-5616
(864) 250-8835 • www.greenvilletechfoundation.org • foundation@gvltec.edu