



Greenville Technical College

**Request for Proposals
Amendment 2**

Solicitation Number: GTC-24-06-302RFP
Banking Services
Date Issued: 08/02/2024
Procurement Officer: Kristal Doherty
Phone: (864) 250-8174
E-Mail Address: Kristal.doherty@gvltec.edu
Mailing Address: PO Box 5616 Greenville, SC 29606

DESCRIPTION: Banking Services

USING DEPARTMENT UNIT: Finance Division

The Term "Offer" Means Your "Bid" or "Proposal". Unless submitted on-line, your offer must be submitted in a sealed package. Solicitation Number & Opening Date must appear on package exterior. See "Submitting Your Offer" provision.

SUBMIT YOUR OFFER TO EITHER OF THE FOLLOWING ADDRESSES:

MAILING ADDRESS: Greenville Technical College
Purchasing – MS 1236
PO Box 5616
Greenville, SC 29606-5616

PHYSICAL ADDRESS: Greenville Technical College
Bldg 123 Room 213
738 S. Pleasantburg Dr
Greenville, SC 29607

SUBMIT BID BY (Opening Date/Time): 08/12/2024 @ 3:00 PM (See "Deadline For Submission Of Offer" provision)

QUESTIONS MUST BE RECEIVED BY: **07/19/2024 @ 10:00 AM** (See "Questions From Offerors" provision)

NUMBER OF COPIES TO BE SUBMITTED: **One (1) original hard copy, five (5) copies marked "Copy" & one (1) redacted hard copy marked REDACTED. If submitting a redacted copy - See Section IV. Submitting Redacted Offers for instructions. Must also submit 1 copy of proposal, redacted proposal and cost proposal on USB flash drive.**

Initial here if NO redacted copy is necessary _____

(As appropriate, see "Conferences - Pre-Bid/Proposal" & "Site Visit" provisions)

CONFERENCE TYPE:	DATE & TIME:	LOCATION:
N/A		N/A

AWARD & AMENDMENTS

Award is scheduled to be posted on **09/09/2024**. The award, this solicitation, any amendments, and any related notices will be posted at the following web address: <https://www.gvltec.edu/purchasing/>

You must submit a signed copy of this form with Your Offer. By signing, You agree to be bound by the terms of the Solicitation. You agree to hold Your Offer open for a minimum of thirty (30) calendar days after the Opening Date.
(See "Signing Your Offer" and "Electronic Signature" provisions.)

NAME OF OFFEROR (full legal name of business submitting the offer)

Any award issued will be issued to, and the contract will be formed with, the entity identified as the Offeror. The entity named as the offeror must be a single and distinct legal entity. Do not use the name of a branch office or a division of a larger entity if the branch or division is not a separate legal entity, i.e., a separate corporation, partnership, sole proprietorship, etc.

AUTHORIZED SIGNATURE

(Person must be authorized to submit binding offer to contract on behalf of Offeror.)

DATE SIGNED

TITLE

(business title of person signing above)

STATE VENDOR NO.

(Register to Obtain S.C. Vendor No. at www.procurement.sc.gov)

PRINTED NAME

(printed name of person signing above)

STATE OF INCORPORATION

(If you are a corporation, identify the state of incorporation.)

OFFEROR'S TYPE OF ENTITY: (Check one)

(See "Signing Your Offer" provision.)

- Sole Proprietorship
- Corporate entity (not tax-exempt)
- Partnership
- Corporation (tax-exempt)
- Other _____
- Government entity (federal, state, or local)

PAGE TWO

(Return Pages One and Two with Your Offer)

HOME OFFICE ADDRESS
(Address for offeror's home office /principal place of business)

NOTICE ADDRESS
(Address to which all procurement and contract related notices should be sent.) (See "Notice" clause)

Area Code - Number - Extension: _____
Facsimile: _____
E-mail Address: _____

PAYMENT ADDRESS
(Address to which payments will be sent.)

ORDER ADDRESS
(Address to which purchase orders will be sent) (See "Payment" clause)
(See "Purchase Orders and "Contract Documents" clauses)

(check only one)

- Payment Address same as Home Office Address
- Payment Address same as Notice Address

(check only one)

- Order Address same as Home Office Address
- Order Address same as Notice Address

ACKNOWLEDGMENT OF AMENDMENTS

Offeror acknowledges receipt of amendments by indicating amendment number and its date of issue. (See "Amendments to Solicitation" Provision)

Amendment No.	Amendment Issue Date	Amendment No.	Amendment Issue Date	Amendment No.	Amendment Issue Date	Amendment No.	Amendment Issue Date

DISCOUNT FOR PROMPT PAYMENT (See "Discount for Prompt Payment" clause)

10 Calendar Days (%) 20 Calendar Days (%) 30 Calendar Days (%) _____ Calendar Days (%)

~~PREFERENCES – A NOTICE TO VENDORS~~ (SEP. 2009): On June 16, 2009, the South Carolina General Assembly rewrote the law governing preferences available to in-state vendors, vendors using in-state subcontractors, and vendors selling in-state or US end products. This law appears in Section 11-35-1524 of the South Carolina Code of Laws. A summary of the new preferences is available at www.procurement.sc.gov/preferences. ALL THE PREFERENCES MUST BE CLAIMED AND ARE APPLIED BY LINE ITEM, REGARDLESS OF WHETHER AWARD IS MADE BY ITEM OR LOT. VENDORS ARE CAUTIONED TO CAREFULLY REVIEW THE STATUTE BEFORE CLAIMING ANY PREFERENCES. THE REQUIREMENTS TO QUALIFY HAVE CHANGED. IF YOU REQUEST A PREFERENCE, YOU ARE CERTIFYING THAT YOUR OFFER QUALIFIES FOR THE PREFERENCE YOU'VE CLAIMED. IMPROPERLY REQUESTING A PREFERENCE CAN HAVE SERIOUS CONSEQUENCES. [~~11-35-1524(E)(4)&(6)~~]

PREFERENCES DO NOT APPLY 11-35-1524 (E)(5)

~~PREFERENCES – ADDRESS AND PHONE OF IN-STATE OFFICE:~~ Please provide the address and phone number for your in-state office in the space provided below. An in-state office is necessary to claim either the Resident Vendor Preference (11-35-1524(C)(1)(i)&(ii)) or the Resident Contractor Preference (11-35-1524(C)(1)(iii)). Accordingly, you must provide this information to qualify for the preference. An in-state office is not required, but can be beneficial, if you are claiming the Resident Subcontractor Preference (11-35-1524(D)).

PREFERENCES DO NOT APPLY 11-35-1524 (E)(5)

_____ In-State Office Address same as Home Office Address
_____ In-State Office Address same as Notice Address (check only one)

NOTICE – AMENDMENT #1

SOLICITATION GTC-24-06-302RFP-BankingServices

AMENDMENTS TO SOLICITATION (JAN 2004)

All actual and prospective Offerors should monitor the following web site for the issuance of Amendments:
www.qvltec.edu/purchasing/

- (a) The Solicitation may be amended at any time prior to opening.
- (b) Offerors shall acknowledge receipt of any amendment to this solicitation (1) by signing and returning the amendment, (2) by identifying the amendment number and date in the space provided for this purpose on Page Two, (3) by letter, or (4) by submitting a bid that indicates in some way that the bidder received the amendment.
- (c) If this solicitation is amended, then all terms and conditions which are not modified remain unchanged.
[02-2A005-1]

**The deadline for submission of proposals has been extended to 8/12/24 at 3:00 PM.
All questions received and the answers are included in this amendment below.**

1. We did not see any information on credit/borrowing needs, so just wanted to confirm if any borrowing is outside the scope of this RFP? **Borrowing is not included in the scope of this RFP.**
2. Merchant Services is mentioned on Page 12 however, we did not see a line item for that on Page 34/35 of the RFP so also wanted to confirm that Merchant was outside the Scope? **GTC reserves the option of including Merchant services in the contract, but would add this through negotiation or a change order.**
3. Courier Services is mentioned on Page 12/13. This is a service that we outsource, like many other banks. We will coordinate with our provider to respond to this part of the RFP. Could you provide any other detailed information around the requirements for Courier (twice per week times 5 locations)? For example,
 - a. What's the breakdown of coin and currency deposited via courier per month, per location. **This information is not available.**
 - b. Please list any locations that require change/currency orders, along with their respective monthly volumes by denomination. How is change currently ordered, e.g., VRU or online? **All change orders are done at the local branch, not through the Courier service.**
4. Average Deposit Balances are a significant part of our evaluation for pricing, ECR, Investable balances, and several other aspects of the financial analysis we perform. Could you supply us with an estimate of average collected balances expected to be maintained by the College? **See information below.**

Activity For: 06/01/24 to 06/30/24
 Relationship: 0000000044285152834
 Settlement Account: 0000000004285152834
 Settlement Type: Debit
 Settlement Cycle: Monthly

GREENVILLE TECHNICAL COLLEGE

Historical Summary						
Period	Average Ledger Balance	Average Uncollected Balance	Average Collected Balance	Earnings Credit	Analyzed Services	Service Charges Paid
July	\$43,516,046.26	\$24,593.73	\$43,491,452.53	\$64,641.40	\$1,524.71	\$0.00
August	\$43,386,594.30	\$15,617.93	\$43,370,976.37	\$64,462.34	\$1,544.20	\$0.00
September	\$44,282,311.84	\$20,472.57	\$44,261,839.27	\$63,664.29	\$1,426.68	\$0.00
October	\$35,840,171.67	\$10,665.59	\$35,829,506.08	\$53,253.44	\$1,979.13	\$0.00
November	\$30,463,519.74	\$20,367.72	\$30,443,152.02	\$43,788.09	\$1,484.02	\$0.00
December	\$24,444,480.51	\$15,346.99	\$24,429,133.52	\$36,309.05	\$1,316.57	\$0.00
January	\$24,852,474.28	\$16,180.93	\$24,836,293.35	\$36,813.36	\$1,379.81	\$0.00
February	\$27,941,643.94	\$13,920.73	\$27,927,723.21	\$38,724.92	\$1,595.87	\$0.00
March	\$26,461,525.06	\$20,150.68	\$26,441,374.38	\$39,192.47	\$1,552.20	\$0.00
April	\$24,025,834.73	\$293,724.14	\$23,732,110.59	\$34,041.96	\$1,506.51	\$0.00
May	\$23,471,509.56	\$22,025.20	\$23,449,484.36	\$34,757.77	\$1,429.39	\$0.00
June	\$21,092,115.44	\$32,104.17	\$21,060,011.27	\$30,209.03	\$1,344.15	\$0.00

Please review your statement promptly and notify the bank of any errors within 60 days.
 We will investigate your claim and will correct any errors.

5. Please provide a recent analysis statement from your current bank(s). **Attached**
6. How many locations would you require an on-site depository mechanism to be installed? **This is dependent on cost and the proposal, but could have up to four locations.**
7. Can we submit electronic copies via e-mail OR a USB? **Copies must be submitted as stated on the Cover Page of the RFP in the Section titled "Number of Copies to be submitted".**
8. Can we submit electronic copies via the State of South Carolina portal? **No, GTC does not have access to the State of SC system to accept proposals. Copies must be submitted as stated on the Cover Page of the RFP in the Section titled "Number of Copies to be submitted".**
9. What index is your current Earnings Credit Rate tied to? **Our current bank's ECR is not directly tied to any specific financial market rate or specific index at this time.**
10. What excess balances are available for a strategic investment portfolio? **This is outside the scope of the RFP.**
11. Do you have planned infrastructure or other expenditures planned in the next 1-5 years, which would need to be funded from this strategic investment portfolio? **This is outside the scope of the RFP.**
12. Please provide two months of detailed Merchant Service statements for each of the existing six Merchant Service accounts. If statements are not available, please provide 2023 total sales volume processed through each of the existing six Merchant Service accounts. What was the average card holder payment made for each? **We have attached Merchant statements for June 2024, since Merchant Services is included as an option that GTC may or may not use and will negotiate with a change order, no other information is provided.**
13. For Student Payments, what Anthology solution(s) will you be implementing? Blackboard, Student or Reach? **We are implementing Blackboard, Student and Reach. Student is the only product that will process payments. We are looking for a validated P2PE solution.**
14. For Corporate and Continuing Education Student Manager please provide the website for the Lumens system you will be changing to in 2025. **Moderncampus.com**

15. What services and solutions does the Transact POS in The Barton Bistro provide? **They provide the point of sale and the merchant service.** How many POS terminals do you have? **5 Ingenico Lane/3000 Freedom Pay is the current processor.** Are orders taken both in person and online? **Currently In-person only.**
16. What software solution or piece of hardware is used to process card payments for Dental and Cosmetology? **Dental uses a stand-alone card machine First Data FD130. Cosmetology uses Meevo.**
17. What services and solutions does TCS/Total Computing Solutions provide the Bookstore? **They are the Point of Sale and inventory management system.** How many POS terminals do you have? **Eight (8)** Are sales both in person and online? **Yes**
18. Does the College have a Purchase Card program? **Yes**
 - a. If so, can you provide a 12 month statement including rebate information? **GTC is required to use the State's Purchasing Card program with Bank of America. A Purchasing Card Program is not included in the scope of this RFP.**
19. Is the college looking for merchant services processing proposals as part of this RFP or is the information included for informational purposes about your current providers? **GTC reserves the option of including Merchant services in the contract, but would add this through negotiation or a change order.**
20. Will the College consider options of a direct courier contract between an approved armored courier and the College where the courier and possible secure onsite Safe solution fees are placed on account analysis? **Yes**
21. Can you please provide the armored courier you are currently utilizing? **Loomis**
22. Would the College be interested in exploring innovative technologies such as Smart Safes for cash deposits? **Yes**
23. Under Section 4e on page 18 – it states to provide an “an on-site depository mechanism with deposit location reporting”. Is this in relation to scanners for Remote Deposit Capture being utilized by the College? If not, can you please provide clarity on what you are looking for? **Yes, it is in relation to the remote deposit capture we use. We would also consider a solution were the check can be converted to an ACH payment at the time of the transaction. We are also looking for a “smart safe” for depositing cash that would track the locations for the deposits**
24. When will ERP transition? **Current projection is June/July 2025 for Finance.**
25. Can the customer provide current analysis statements? **Yes, June 2024 attached.**
26. Who does the customer currently use for armored courier service? (Brinks, Loomis, Garda, etc.) **Loomis**
 - a. Are the cash deposits delivered to a branch or vault? **Deposits are delivered to a branch.**
 - b. Is the incumbent bank paying for the courier service and passing the fee to the customer via analysis? **The fees should be covered by the bank as part of the contract, fees are not passed through.**
27. Out of the 1,012 monthly checks paid, how many are checks made payable to students and faculty/staff compared to checks made payable to vendors? **There are around 300 AP checks per month. Amount of student checks varies depending on time of year (term).**
28. Can the College provide a summary of all their balances, both those with their primary banking institution as well as those that may be held outside of the primary banking partner? **See Question #4 - Summary balances for our Primary account are included in the chart, all other accounts or accounts with other institutions are outside the Scope of the RFP.**
29. What banking supplies does the college typically make use of? As well as average volumes? **Deposit tickets, cash wraps and coin rolls are purchased from our current bank. Average volumes are not available. Check stock is not purchased through the banking contract.**
30. Under Section 4e on page 18 – please describe employee incentives the College would find valuable, and anything provided by your current banking relationship. **We don't have a list of incentives to provide, we are requesting that vendors provide any incentives offered to our employees (and/or students).**
31. Is the College interested in merchant services? **GTC reserves the option of including Merchant services in the contract, but would add this through negotiation or a change order.**
 - a. If so, will you share volume numbers for each location? **Merchant statements for June 2024 are attached.**
32. Who is the current merchant processor? **We have several merchant processors based on the software and integration requirements.**
33. *Page 10-11, Electronic Copies – Required Media and Format (Modified)* – Would the College prefer the electronic redacted copies of our Technical/Cost Proposals be on their own separate USB flash drives or be submitted on

the same USB flash drives as their unredacted versions? **Redacted copies can be on the same USB flash drive as the unredacted versions.**

34. *Page 18, Number of Copies to be Submitted* – Please confirm if the College's hard copy requirements apply to both Technical and Cost Proposal (i.e., 1 original, 5 copies, and 1 redacted copy – Technical; 1 original, 5 copies and 1 redacted – Cost). **Yes, the requirements apply to both Technical and Cost proposals.**
35. Can you share pictures of the proposed site(s) to place the ATM? **This would be dependent on the proposal. The college would explore the site(s) with the bank.**
36. Is the proposed site to install the ATM indoors (e.g. cafeteria, bookstore)? **This would be dependent on the proposal. The college would explore the site(s) with the bank.**
37. *Student Payments* – What software/gateway does Colleague currently use to process merchant transactions? What software/gateway will Anthology use to process merchant transactions? **Currently Heartland/Touchnet We are still reviewing solutions that can provide a validated P2PE Solution.**
38. *CCE* – What software/gateway will Lumens use to process merchant transactions? **Unsure, we are still reviewing solutions that can provide a validated P2PE Solution. Currently Student Manager with Bluefin device IDTEH SredKey2 and Payconnet.**
39. *Cosmetology* – What terminal/software/gateway is currently being used to process merchant transactions? **Software is Meevo Ingenico iPP320**
40. *Bookstore* – What software/gateway does TCS currently use to process merchant transactions? **WorldPay is the processor. We use Ingenico iPP320 for credit card processing.**
41. Education is a highly cyclical industry. We were provided approximate volumes with no clear indication of time frame for those volumes. Please provide volumes for a high and low volume month with the month specified so that we might better understand the College's needs. **AP checks issued are around 300 per month regardless of timeframe. AR (Student) refund checks are around 750 per month during the busy months (Aug-Nov/Feb-May) and around 100 per month during slow months.**
42. The analyzed checking account can allow balances to help offset fees. Please indicate what the average balance for the month might be for the College. If more indicative, please provide a high and low month balance average. **Average Ledger Balance is provided on the attached Analysis statement for the previous 12 months.**
43. The RFP indicates a desire for the bank to have control of the armored carrier contract and relationship. Please indicate why this is desired and if there is any flexibility in banking partner consideration if the bank is not part of the armored carrier contract. **The armored courier services would have to be secured by a separate RFP if not included in the Banking RFP and having this in the banking allows to college to work with our bank partners if there are issues. It also allows our bank to easily change couriers, if needed.**
44. A list of locations has been provided by Greenville Technical College along with a request for branch proximity. Please provide more detail around the frequency and reason for use for the locations. For example, how often does each campus location have cash deposited or currency ordered? **We need pick up change and cash checks on a monthly basis. We also want to ensure students will have access to cash student refund checks if needed in the area they live.**
45. Page 34 indicates that there are 508 'Cash and Currency Deposit Related' items and 176 items in a deposit with only 1 'Over the Counter Deposit'. Please provide the average number of deposits made in a week to a branch versus via armored carrier along with the dollar amount. **Deposits are not made at the branches, all deposits are handled through the armored carrier services.**

Activity For: 06/01/24 to 06/30/24
 Relationship: 00000000044285152834
 Settlement Account: 0000000004285152834
 Settlement Type: Debit
 Settlement Cycle: Monthly

GREENVILLE TECHNICAL COLLEGE
 ACCOUNT INCLUDES FEDERAL FUNDS
 PO BOX 5616 MAILSTOP 1236
 GREENVILLE SC 29606

Officer: Salvador Antonetti
 TM Officer: Jonathan Zerhusen
 Phone #: (704) 914-5261

Client Support Phone #: (866) 475-7262

Relationship Summary

Account Number	Account Name	Investable Balance	Excess/(Deficit) Balance
00000000004285152834	Greenville Technical Col	\$21,060,011.27	\$20,190,580.09
00000000004285152842	Greenville Technical Col	\$0.00	(\$67,629.55)
	Total	\$21,060,011.27	\$20,122,950.54

Balance Summary

Average Ledger Balance	30 Days	\$21,092,115.44
Less Average Float		\$32,104.17
Average Collected Balance		\$21,060,011.27
Average Positive Collected Balance		\$21,060,011.27
Investable Balance		\$21,060,011.27
Investable Balance		\$21,060,011.27
Less Balance Required for Services		\$937,060.73
Excess/(Deficit) Balance		\$20,122,950.54

Results Summary

Earnings Credit Allowance	1.750000%	\$30,209.03
Less Total Analyzed Fees		\$1,344.15
Net Analyzed Results		\$28,864.88
Total Analyzed Results		\$0.00
Excess Balance		\$20,122,950.54
Interest on Excess Balance	3.100000%	\$51,132.09
Total		\$0.00

Service Detail

AFP Code	Service Description	Volume	Unit Price	Total Price	Balance Required
General Account Services					
010000	Account Maintenance	2	\$12.1000	\$24.20	\$16,870.78
ACH Services					
250201	ACH Received Credits	367	\$0.1100	\$40.37	\$28,143.54
250200	ACH Received Debits	42	\$0.1100	\$4.62	\$3,220.79
250400	ACH Returns Per Item	9	\$3.5000	\$31.50	\$21,959.91
251057	ACH Filter	21	\$2.7500	\$57.75	\$40,259.84
251050	ACH Positive Pay Accounts	1	\$8.8000	\$8.80	\$6,134.83

Activity For: 06/01/24 to 06/30/24
 Relationship: 00000000044285152834
 Settlement Account: 00000000004285152834
 Settlement Type: Debit
 Settlement Cycle: Monthly

GREENVILLE TECHNICAL COLLEGE

Service Detail-Continued

AFP Code	Service Description	Volume	Unit Price	Total Price	Balance Required
251070	ACH Notice Of Change	3	\$3.5000	\$10.50	\$7,319.97
250619	Bank Assisted Noc Correct Surcharge	1	\$1.1000	\$1.10	\$766.85
250731	EDI Monthly Maintenance	1	\$28.6000	\$28.60	\$19,938.20
250705	EDI Addenda Record	255	\$0.0275	\$7.01	\$4,886.95
250705	EDI Remittance Entry	396	\$0.1375	\$54.45	\$37,959.27
Depository Services					
010020	ZBA-Parent Acct Maint	1	\$23.6500	\$23.65	\$16,487.36
010021	Zero Balance Sub Acct Maint	1	\$14.8500	\$14.85	\$10,352.53
010111	ZBA Credit Transfer	7	\$0.1100	\$0.77	\$536.80
010110	ZBA Debit Transfer	7	\$0.1100	\$0.77	\$536.80
010101	Deposits Processed	79	\$0.6600	\$52.14	\$36,348.88
100200	Checks Deposited	136	\$0.0990	\$13.46	\$9,383.50
100015	Branch Cash Processing	10,000	\$0.0000	\$0.00	
100015	Branch Cash Processing	29,745	\$0.0003	\$8.92	\$6,218.49
101320	Remote Capture Checks Deposited	135	\$0.0660	\$8.91	\$6,211.52
101300	Digital Express Monthly Maint	1	\$68.7500	\$68.75	\$47,928.38
101303	Digital Express - Addtl Scanner	5	\$33.0000	\$165.00	\$115,028.10
150100	Checks Paid	438	\$0.1265	\$55.41	\$38,628.52
Account Reconciliation					
100600	Deposit Recon Maintenance	1	\$28.8750	\$28.88	\$20,133.40
100610	Deposit Recon Per Item	79	\$0.0400	\$3.16	\$2,202.96
150030	Positive Pay Maint	1	\$33.0000	\$33.00	\$23,005.62
150322	Positive Pay Return Item	1	\$8.2500	\$8.25	\$5,751.41
150124	Payee POS Pay Monthly Maintenance	2	\$11.0000	\$22.00	\$15,337.08
200011	ARP-Full Recon W/POS Pay Maint.	1	\$55.0000	\$55.00	\$38,342.70
2001ZZ	ARP Paid Items	439	\$0.0495	\$21.73	\$15,148.85
20020D	ARP-Issue File Transmission	10	\$11.0000	\$110.00	\$76,685.40
200610	ARP-Pd/Dep Item Output File	1	\$19.2500	\$19.25	\$13,419.95
200324	ARP-Optional Reports	2	\$16.5000	\$33.00	\$23,005.62
Information Reporting Services					
011000	ETRS-Base Pkg Maint - Gold	1	\$63.2500	\$63.25	\$44,094.11
400272	ETRS-Transaction Record	956	\$0.0825	\$78.87	\$54,983.43
011002	ETRS-Online Accounts	2	\$8.2500	\$16.50	\$11,502.81
250000	ETRS-ACH Module Maintenance	1	\$0.0000	\$0.00	
250102	ETRS-ACH Initiated	1,910	\$0.0500	\$95.50	\$66,576.87
012014	ETRS-Extended Image Search	1	\$9.3500	\$9.35	\$6,518.26
010821	ETRS-Online Security	8	\$5.5000	\$44.00	\$30,674.16
350000	ETRS-Wire Transfer Module	1	\$0.0000	\$0.00	
20020B	ETRS-Issue / Cancel Transactions	16	\$0.2750	\$4.40	\$3,067.42
350551	ETRS-Customer Maint Wire Templates	7	\$0.2750	\$1.93	\$1,345.48
250505	ETRS- ACH Batch Initiated	23	\$0.6325	\$14.55	\$10,143.39
Total Analyzed Fees				\$1,344.15	\$937,060.73
Total Waived Fees				\$0.00	
Total Services Performed				\$1,344.15	

Activity For: 06/01/24 to 06/30/24
 Relationship: 00000000044285152834
 Settlement Account: 00000000004285152834
 Settlement Type: Debit
 Settlement Cycle: Monthly

GREENVILLE TECHNICAL COLLEGE

Historical Summary

Period	Average Ledger Balance	Average Uncollected Balance	Average Collected Balance	Earnings Credit	Analyzed Services	Service Charges Paid
July	\$43,516,046.26	\$24,593.73	\$43,491,452.53	\$64,641.40	\$1,524.71	\$0.00
August	\$43,386,594.30	\$15,617.93	\$43,370,976.37	\$64,462.34	\$1,544.20	\$0.00
September	\$44,282,311.84	\$20,472.57	\$44,261,839.27	\$63,664.29	\$1,426.68	\$0.00
October	\$35,840,171.67	\$10,665.59	\$35,829,506.08	\$53,253.44	\$1,979.13	\$0.00
November	\$30,463,519.74	\$20,367.72	\$30,443,152.02	\$43,788.09	\$1,484.02	\$0.00
December	\$24,444,480.51	\$15,346.99	\$24,429,133.52	\$36,309.05	\$1,316.57	\$0.00
January	\$24,852,474.28	\$16,180.93	\$24,836,293.35	\$36,813.36	\$1,379.81	\$0.00
February	\$27,941,643.94	\$13,920.73	\$27,927,723.21	\$38,724.92	\$1,595.87	\$0.00
March	\$26,461,525.06	\$20,150.68	\$26,441,374.38	\$39,192.47	\$1,552.20	\$0.00
April	\$24,025,834.73	\$293,724.14	\$23,732,110.59	\$34,041.96	\$1,506.51	\$0.00
May	\$23,471,509.56	\$22,025.20	\$23,449,484.36	\$34,757.77	\$1,429.39	\$0.00
June	\$21,092,115.44	\$32,104.17	\$21,060,011.27	\$30,209.03	\$1,344.15	\$0.00

**Please review your statement promptly and notify the bank of any errors within 60 days.
 We will investigate your claim and will correct any errors.**

Activity For: 06/01/24 to 06/30/24
 Relationship: 00000000044285152834
 Account Number: 0000000004285152834

Officer: Salvador Antonetti

GREENVILLE TECHNICAL COLLEGE
 ACCOUNT INCLUDES FEDERAL FUNDS
 PO BOX 5616 MAILSTOP 1236
 GREENVILLE SC 29606

TM Officer: Jonathan Zerhusen
 Phone #: (704) 914-5261

Client Support Phone #: (866) 475-7262

Balance Summary

Average Ledger Balance	30 Days	\$21,092,115.44
Less Average Float		\$32,104.17
Average Collected Balance		<u>\$21,060,011.27</u>
Average Positive Collected Balance		\$21,060,011.27
Investable Balance		\$21,060,011.27
Investable Balance		\$21,060,011.27
Less Balance Required for Services		\$869,431.18
Excess/(Deficit) Balance		<u>\$20,190,580.09</u>

Results Summary

Earnings Credit Allowance	1.750000%	\$30,209.03
Less Total Analyzed Fees		\$1,247.14
Total Analyzed Results		<u>\$28,961.89</u>
Excess Balance		\$20,122,950.54
Interest on Excess Balance	3.100000%	\$51,132.09

Total Interest of \$51,132.09 will be Credited to Account 4285152834 on 07/15/24.

Service Detail

AFP Code	Service Description	Volume	Unit Price	Total Price	Balance Required
General Account Services					
010000	Account Maintenance	1	\$12.1000	\$12.10	\$8,435.39
ACH Services					
250201	ACH Received Credits	367	\$0.1100	\$40.37	\$28,143.54
250200	ACH Received Debits	37	\$0.1100	\$4.07	\$2,837.36
250400	ACH Returns Per Item	7	\$3.5000	\$24.50	\$17,079.93
251057	ACH Filter	21	\$2.7500	\$57.75	\$40,259.84
251050	ACH Positive Pay Accounts	1	\$8.8000	\$8.80	\$6,134.83
251070	ACH Notice Of Change	3	\$3.5000	\$10.50	\$7,319.97
250619	Bank Assisted Noc Correct Surcharge	1	\$1.1000	\$1.10	\$766.85
250731	EDI Monthly Maintenance	1	\$28.6000	\$28.60	\$19,938.20
250705	EDI Addenda Record	255	\$0.0275	\$7.01	\$4,886.95
250705	EDI Remittance Entry	396	\$0.1375	\$54.45	\$37,959.27
Depository Services					
010020	ZBA-Parent Acct Maint	1	\$23.6500	\$23.65	\$16,487.36
010110	ZBA Debit Transfer	7	\$0.1100	\$0.77	\$536.80
010101	Deposits Processed	79	\$0.6600	\$52.14	\$36,348.88
100200	Checks Deposited	136	\$0.0990	\$13.46	\$9,383.50
100015	Branch Cash Processing	39,745	\$0.0002	\$8.92	\$6,218.49

Activity For: 06/01/24 to 06/30/24
 Relationship: 00000000044285152834
 Account Number: 00000000044285152834

GREENVILLE TECHNICAL COLLEGE

Service Detail-Continued

AFP Code	Service Description	Volume	Unit Price	Total Price	Balance Required
101320	Remote Capture Checks Deposited	135	\$0.0660	\$8.91	\$6,211.52
101300	Digital Express Monthly Maint	1	\$68.7500	\$68.75	\$47,928.38
101303	Digital Express - Addtl Scanner	5	\$33.0000	\$165.00	\$115,028.10
150100	Checks Paid	431	\$0.1265	\$54.52	\$38,008.07
Account Reconciliation					
100600	Deposit Recon Maintenance	1	\$28.8750	\$28.88	\$20,133.40
100610	Deposit Recon Per Item	79	\$0.0400	\$3.16	\$2,202.96
150322	Positive Pay Return Item	1	\$8.2500	\$8.25	\$5,751.41
150124	Payee POS Pay Monthly Maintenance	1	\$11.0000	\$11.00	\$7,668.54
200011	ARP-Full Recon W/POS Pay Maint.	1	\$55.0000	\$55.00	\$38,342.70
2001ZZ	ARP Paid Items	432	\$0.0495	\$21.38	\$14,904.85
20020D	ARP-Issue File Transmission	10	\$11.0000	\$110.00	\$76,685.40
200610	ARP-Pd/Dep Item Output File	1	\$19.2500	\$19.25	\$13,419.95
200324	ARP-Optional Reports	1	\$16.5000	\$16.50	\$11,502.81
Information Reporting Services					
011000	ETRS-Base Pkg Maint - Gold	1	\$63.2500	\$63.25	\$44,094.11
400272	ETRS-Transaction Record	956	\$0.0825	\$78.87	\$54,983.43
011002	ETRS-Online Accounts	2	\$8.2500	\$16.50	\$11,502.81
250000	ETRS-ACH Module Maintenance	1	\$0.00	\$0.00	
250102	ETRS-ACH Initiated	1,910	\$0.0500	\$95.50	\$66,576.87
012014	ETRS-Extended Image Search	1	\$9.3500	\$9.35	\$6,518.26
010821	ETRS-Online Security	8	\$5.5000	\$44.00	\$30,674.16
350000	ETRS-Wire Transfer Module	1	\$0.00	\$0.00	
20020B	ETRS-Issue / Cancel Transactions	16	\$0.2750	\$4.40	\$3,067.42
350551	ETRS-Customer Maint Wire Templates	7	\$0.2750	\$1.93	\$1,345.48
250505	ETRS- ACH Batch Initiated	23	\$0.6325	\$14.55	\$10,143.39
Total Analyzed Fees				\$1,247.14	\$869,431.18
Total Waived Fees				\$0.00	
Total Services Performed				\$1,247.14	

Activity For: 06/01/24 to 06/30/24
 Relationship: 00000000044285152834
 Account Number: 0000000004285152842

Officer: Salvador Antonetti

GREENVILLE TECHNICAL COLLEGE
 PAYROLL ACCOUNT
 738 S PLEASANTBURG DR
 GREENVILLE SC 29606-5616

TM Officer: Jonathan Zerhusen
 Phone #: (704) 914-5261

Client Support Phone #: (866) 475-7262

Balance Summary

Average Ledger Balance	30 Days	\$0.00
Less Average Float		\$0.00
Average Collected Balance		<u>\$0.00</u>
Investable Balance		\$0.00
Investable Balance		\$0.00
Less Balance Required for Services		\$67,629.55
Excess/(Deficit) Balance		<u>(\$67,629.55)</u>

Results Summary

Earnings Credit Allowance	1.750000%	\$0.00
Less Total Analyzed Fees		\$97.01
Total Analyzed Results		<u>(\$97.01)</u>
Total Analyzed Service Charges This Statement		\$97.01

The Total Deficit Analyzed Result of \$97.01 was Transferred to Composite Account 044285152834.

Service Detail

AFP Code	Service Description	Volume	Unit Price	Total Price	Balance Required
General Account Services					
010000	Account Maintenance	1	\$12.1000	\$12.10	\$8,435.39
ACH Services					
250200	ACH Received Debits	5	\$0.1100	\$0.55	\$383.43
250400	ACH Returns Per Item	2	\$3.5000	\$7.00	\$4,879.98
Depository Services					
010021	Zero Balance Sub Acct Maint	1	\$14.8500	\$14.85	\$10,352.53
010111	ZBA Credit Transfer	7	\$0.1100	\$0.77	\$536.80
150100	Checks Paid	7	\$0.1265	\$0.89	\$620.45
Account Reconciliation					
150030	Positive Pay Maint	1	\$33.0000	\$33.00	\$23,005.62
150124	Payee POS Pay Monthly Maintenance	1	\$11.0000	\$11.00	\$7,668.54
2001ZZ	ARP Paid Items	7	\$0.0495	\$0.35	\$244.00
200324	ARP-Optional Reports	1	\$16.5000	\$16.50	\$11,502.81
Total Analyzed Fees				\$97.01	\$67,629.55
Total Waived Fees				\$0.00	
Total Services Performed				<u>\$97.01</u>	

MERCHANT STATEMENT

WORLDPAY INTEGRATED PAYMENTS
 8500 GOVERNORS HILL DR MD 1GH2X2
 SYMMES TOWNSHIP, OH 45249
 CUSTOMER SERVICE 1-800-846-4472

worldpay | integrated
 payments

17361994

PROCESSING MONTH: JUN 2024
MERCHANT NBR: 17361994
 PAGE 1 of 5

ATTENTION: MIKE GIBBS
 GREENVILLE TECH BOOKSTORE
 225 S PLEASANTBURG DRIVE
 GREENVILLE, SC 29606

DBA NAME: GREENVILLE TECHNICAL COLLEGE B G

DEPOSIT SUMMARY

Process	Number Sales	Net Sales	Adjustments	Chargebacks	Disc	3rd Party	Net Deposits
04-Jun	8	173.78	0.00	0.00	0.00	0.00	173.78
04-Jun	44	1,721.28	0.00	0.00	0.00	-139.50	1,581.78
05-Jun	2	56.34	0.00	0.00	0.00	0.00	56.34
05-Jun	25	637.71	0.00	0.00	0.00	195.12	832.83
06-Jun	2	242.74	0.00	0.00	0.00	0.00	242.74
06-Jun	19	1,280.16	0.00	0.00	0.00	-320.25	959.91
07-Jun	2	90.00	0.00	0.00	0.00	0.00	90.00
07-Jun	20	596.58	0.00	0.00	0.00	0.00	596.58
11-Jun	12	520.17	0.00	0.00	0.00	0.00	520.17
11-Jun	30	3,116.93	0.00	0.00	0.00	-9.84	3,107.09
12-Jun	2	64.83	0.00	0.00	0.00	0.00	64.83
12-Jun	10	392.33	0.00	0.00	0.00	-148.75	243.58
13-Jun	2	32.48	0.00	0.00	0.00	0.00	32.48
13-Jun	12	354.44	0.00	0.00	0.00	-40.00	314.44
14-Jun	1	51.49	0.00	0.00	0.00	0.00	51.49
14-Jun	15	347.41	0.00	0.00	0.00	6.08	353.49
18-Jun	4	218.91	0.00	0.00	0.00	0.00	218.91
18-Jun	17	416.57	0.00	0.00	0.00	0.00	416.57
19-Jun	30	1,384.53	0.00	0.00	0.00	-70.63	1,313.90
20-Jun	24	520.17	0.00	0.00	0.00	0.00	520.17
21-Jun	1	69.41	0.00	0.00	0.00	0.00	69.41
21-Jun	25	359.33	0.00	0.00	0.00	-6.89	352.44
25-Jun	4	123.48	0.00	0.00	0.00	-16.24	107.24
25-Jun	27	1,962.81	0.00	0.00	0.00	-76.50	1,886.31

American Express does not charge "interchange." For Amex, this amount is the percentage fee applicable to your Amex card transactions.

Process	Number Sales	Net Sales	Adjustments	Chargebacks	Disc	3rd Party	Net Deposits
26-Jun	2	46.24	0.00	0.00	0.00	0.00	46.24
26-Jun	18	1,831.30	0.00	0.00	0.00	0.00	1,831.30
27-Jun	2	156.55	0.00	0.00	0.00	-140.31	16.24
27-Jun	7	181.26	0.00	0.00	0.00	-24.00	157.26
28-Jun	2	91.74	0.00	0.00	0.00	0.00	91.74
28-Jun	7	158.26	0.00	0.00	0.00	-11.11	147.15
Deposits Total	376	17,199.23	0.00	0.00	0.00	-802.82	16,396.41

3rd PARTY BATCH AMOUNT DETAIL

Date	Batch	Paid By	Amount	Date	Batch	Paid By	Amount
04-Jun	1,721.28	AMEX	139.50	19-Jun	1,384.53	AMEX	70.63
05-Jun	637.71	AMEX	-195.12	21-Jun	359.33	AMEX	6.89
06-Jun	1,280.16	AMEX	320.25	25-Jun	123.48	AMEX	16.24
11-Jun	3,116.93	AMEX	9.84	25-Jun	1,962.81	AMEX	76.50
12-Jun	392.33	AMEX	148.75	27-Jun	156.55	AMEX	140.31
13-Jun	354.44	AMEX	40.00	27-Jun	181.26	AMEX	24.00
14-Jun	347.41	AMEX	-6.08	28-Jun	158.26	AMEX	11.11
Monthly Total							802.82

PROCESSING ACTIVITY SUMMARY

Card Type	Settled Sales	Amount of Sales	Settled Credits	Amount of Credits	Amount of Net Sales	Average Ticket	Settled Per Item*	Disc Rate	Processing Fees
DISCOVER	11	340.46	0	0.00	340.46	30.95	0.0000	0.1600	0.55
MASTERCARD	28	1,095.98	0	0.00	1,095.98	39.14	0.0000	0.1600	1.77
MCDEBIT	16	1,513.08	0	0.00	1,513.08	94.57	0.0000	0.1600	2.42
MCDEBITCAP	51	1,652.11	1	26.00	1,626.11	32.39	0.0000	0.1600	2.68
PINDEBIT	9	68.28	0	0.00	68.28	7.59	0.1800	0.1600	1.73
VISA	49	4,492.37	2	179.88	4,312.49	91.68	0.0000	0.1600	7.50
VISADEBIT	48	2,251.27	0	0.00	2,251.27	46.90	0.0000	0.1600	3.61
VISADEBITCAP	137	5,406.24	4	217.50	5,188.74	39.46	0.0000	0.1600	9.00
Total	349	16,819.79	7	423.38	16,396.41	48.19			29.26

* For processor per item fee charged on transaction types other than settled transactions, see Other Fees section below.

INTERCHANGE FEES

Description	Number	Amount	Fee Amount
MC BUS LVL 2 D1	2	35.41	1.19
MC DC MERIT 1-DURBIN FRAUD	3	102.48	0.71
MC DC MERIT III BASE-DURBIN	1	26.00	0.22
MC DC MERIT III BASE-DURBIN FRAUD	47	1,523.63	11.06
MC ENHANCED MERIT III	3	147.22	2.95

American Express does not charge "interchange." For Amex, this amount is the percentage fee applicable to your Amex card transactions.

Description	Number	Amount	Fee Amount
MC MERIT I	1	28.44	0.65
MC MERIT I - DEBIT	3	143.26	2.82
MC MERIT III - DEBIT	12	1,350.82	15.99
MC MERIT III - PREPAID	1	19.00	0.37
MC WORLD ELITE KEY-ENTERED	1	15.64	0.51
MC WORLD ELITE MERIT I	1	16.24	0.52
MC WORLD ELITE MERIT III	13	345.17	9.26
MC WORLD HIGH VALUE MERIT I	1	95.49	2.58
MC WORLD HIGH VALUE MERIT III	1	82.86	2.01
MC WORLD MERIT III - 1330	4	324.76	6.58
MC WORLD SMALL TICKET CARD PRESENT	1	4.75	0.11
VS BUSINESS CARD CARD PRESENT DURBIN FRAUD	2	258.59	0.57
VS BUSINESS ENHANCED - CARD NOT PRESENT	1	43.24	1.32
VS CORPORATE CARD-RETAIL	1	44.00	1.20
VS CPS CARD NOT PRESENT - CK	3	44.50	1.40
VS CPS CARD NOT PRESENT - CK-DURBIN	13	754.25	3.30
VS CPS CARD NOT PRESENT CONSUMER DEBIT	3	285.39	5.17
VS CPS RETAIL - DEBIT	24	1,585.68	16.40
VS CPS RETAIL CHECK - CK	3	174.39	2.47
VS CPS RETAIL CHECK - CK-DURBIN	75	4,044.34	18.94
VS CPS RETAIL KEY ENTRY - CK	3	16.45	0.90
VS CPS RETAIL KEY ENTRY - CK-DURBIN	5	110.69	1.18
VS CPS SMALL TICKET - CK	1	8.71	0.19
VS CPS SMALL TICKET - CK-DURBIN	42	238.37	9.66
VS CPS SMALL TICKET - DEBIT	10	53.29	1.26
VS EIRF DEBIT	1	82.86	1.65
VS PRODUCT 1 CARD NOT PRESENT CREDIT	1	3.75	0.18
VS PRODUCT 1 CARD NOT PRESENT REWARDS	2	193.99	4.16
VS PRODUCT 1 CARD NOT PRESENT SIG PREF & INF	4	124.22	3.52
VS PRODUCT 1 CARD NOT PRESENT SIGNATURE	1	48.59	1.10
VS PRODUCT 2 RETAIL CREDIT	2	40.84	0.83
VS PRODUCT 2 RETAIL REWARDS	4	390.70	6.86
VS PRODUCT 2 RETAIL SIG PREF AND INFINITE	24	1,734.78	38.90
VS PRODUCT 2 RETAIL SIGNATURE	4	162.72	3.10
VS PURCHASE CARD-RETAIL	5	1,705.54	43.15
DS PSL - CARD NOT PRESENT/ECOMMERCE (PREMIUM)	1	16.24	0.44
DS PSL - CARD NOT PRESENT/ECOMMERCE (REWARDS)	4	206.03	4.60
DS PSL - RETAIL (PREMIUM)	1	3.75	0.17
DS PSL - RETAIL (REWARDS)	5	114.44	2.49
PD INTERLINK - PREPAID	1	2.01	0.21
PD MAESTRO - REGULATED WITH FRAUD - DURBIN FRAUD	1	3.75	0.26
PD MAESTRO INTERNTNL EMV	1	3.75	0.11
PD MAESTRO POS DIR DEBIT DEN	1	0.00	0.03
PD NYCE PREMIER	1	9.00	0.40
PD PULSE CHOICEPAY	1	4.75	0.29
PD PULSE POS DIR DEBIT DEN	2	0.00	0.20
PD VISA PIN RETAIL	1	45.02	0.55
		Total Interchange Fees	234.69

American Express does not charge "interchange." For Amex, this amount is the percentage fee applicable to your Amex card transactions.

OTHER FEES

Number	Amount	Description	Rate	Total
	4,261.17	MASTERCARD ASSESSMENT	0.1400	5.96
	4,492.37	VISACREDIT ASSESSMENT	0.1400	6.30
	7,657.51	VISADEBIT ASSESSMENT	0.1300	9.96
	340.46	DISCOVER ASSESSMENT	0.1400	0.48
10		PROCESSOR PER ITEM FEE - AUTHORIZATIONS, PIN DEBIT	0.0900	0.90
110		PROCESSOR PER ITEM FEE - AUTHORIZATIONS, MC	0.1800	19.80
284		PROCESSOR PER ITEM FEE - AUTHORIZATIONS, VS	0.1800	51.12
17		PROCESSOR PER ITEM FEE - AUTHORIZATIONS, DS	0.1800	3.06
18		PROCESSOR PER ITEM FEE - AUTHORIZATIONS, AX	0.1800	3.24
6		DISCOVER CARD AVS ONLY	0.1000	0.60
2		AMEX AVS ONLY	0.1500	0.30
1		CHARGEBACK SERVICE FEE T2	15.0000	15.00
6		DISCOVER ACCOUNT VERIFICATION	0.0200	0.12
5		DISCOVER ADDRESS VERIFICATION	0.0050	0.03
	222.27	DISCOVER DIGITAL INVESTMENT FEE	0.0100	0.02
17		DISCOVER NETWORK AUTHORIZATION FEE	0.0190	0.32
1		FRAUDSIGHT MONTHLY FEE	12.9900	12.99
19		MC DIGITAL ENABLEMENT FEE MIN	0.0200	0.38
95		MC FILE TRANSMISSION FEE - 6957	0.0022	0.21
1		MC MONTHLY LOCATION FEE	1.2500	1.25
	385.91	MC MOTO FEE DOMESTIC	0.0150	0.06
101		MC NABU FEE	0.0195	1.97
1		MC PREAUTH FEE CNP MIN	0.0100	0.01
1		MC-AVS - CARD PRESENT	0.0100	0.01
	16,819.79	MONTHLY DISCOUNT ADJUSTMENT	0.0600	10.09
	16,751.51	NETWORK & PROCESSOR ACCESS FEE	0.1500	25.13
1		ONLINE REPORTING ACCESS	5.0000	5.00
1		PCI NON-VALIDATION PER ITEM	74.9500	74.95
	340.46	PROCESSOR TRANSACTION RISK FEE,DS		13.62
	1,341.72	PROCESSOR TRANSACTION RISK FEE,MC		53.67
	5,833.09	PROCESSOR TRANSACTION RISK FEE,VS		233.32
1		REVIEW TRACKERS	24.9500	24.95
1		SAFERPAYMENTS MANAGED	49.9500	49.95
250		TRANSFORM TOKENIZATION TRANS FEE	3.0000	3.00
12,051		TRANSFORM TOKENIZATION TRANS FEE	0.0300	361.53
98		VISA ACQUIRER PROCESSING FEE	0.0098	0.96
2		VISA APF SIG CREDIT RETURNS	0.0195	0.04
193		VISA APF SIG DEBIT	0.0155	2.99
1		VISA APF SIG DEBIT AUTH REV	0.0155	0.02
4		VISA APF SIG DEBIT RETURNS	0.0155	0.06
284		VISA BASE II TRAN FEE	0.0020	0.57
1		VISA DEBIT TRANSACTION INTEGRITY FEE	0.1000	0.10
8		VS ACCT VERIFICATION FEE CREDIT	0.0350	0.28
27		VS ACCT VERIFICATION FEE DEBIT	0.0300	0.81
	1,792.78	VS COMMERCIAL SOLUTIONS FEE CREDIT	0.0100	0.18
	258.59	VS COMMERCIAL SOLUTIONS FEE DEBIT	0.0100	0.03
	651.46	VS DIGITAL COMMERCE SERVICE FEE	0.0075	0.05
33		VS DIGITAL COMMERCE SERVICE FEE MIN	0.0075	0.25

American Express does not charge "interchange." For Amex, this amount is the percentage fee applicable to your Amex card transactions.

Number	Amount	Description	Rate	Total
4		VS MAG STRIPE CONTACTLESS FEE	0.1000	0.40
			Total Other Fees	996.04
TOTAL FEES				
		Processing Fees		29.26
		Interchange Fees		234.69
		Other Fees		996.04
		Discount Collected		0.00
		Total Fees		1,259.99

American Express does not charge "interchange." For Amex, this amount is the percentage fee applicable to your Amex card transactions.

MERCHANT STATEMENT

WORLDPAY INTEGRATED PAYMENTS
 8500 GOVERNORS HILL DR MD 1GH2X2
 SYMMES TOWNSHIP, OH 45249
 CUSTOMER SERVICE 1-800-846-4472

worldpay | integrated
 payments

17362074

PROCESSING MONTH: JUN 2024
MERCHANT NBR: 17362074
 PAGE 1 of 2

ATTENTION: MIKE GIBBS
 GREENVILLE TECH BOOKSTORE
 1830 W GEORGIA RD
 SIMPSONVILLE, SC 29680

DBA NAME: GREENVILLE TECHINCAL COLLEGE B S

DEPOSIT SUMMARY

Process	Number Sales	Net Sales	Adjustments	Chargebacks	Disc	3rd Party	Net Deposits
05-Jun	7	484.14	0.00	0.00	0.00	0.00	484.14
06-Jun	6	221.21	0.00	0.00	0.00	0.00	221.21
12-Jun	3	20.50	0.00	0.00	0.00	0.00	20.50
13-Jun	2	3.60	0.00	0.00	0.00	0.00	3.60
19-Jun	3	204.89	0.00	0.00	0.00	0.00	204.89
20-Jun	2	29.63	0.00	0.00	0.00	0.00	29.63
26-Jun	2	107.17	0.00	0.00	0.00	0.00	107.17
27-Jun	2	8.70	0.00	0.00	0.00	0.00	8.70
Deposits Total	27	1,079.84	0.00	0.00	0.00	0.00	1,079.84

PROCESSING ACTIVITY SUMMARY

Card Type	Settled Sales	Amount of Sales	Settled Credits	Amount of Credits	Amount of Net Sales	Average Ticket	Settled Per Item*	Disc Rate	Processing Fees
AMEXOPTBLUE	1	3.60	0	0.00	3.60	3.60	0.0000	0.6500	0.02
MASTERCARD	1	18.00	0	0.00	18.00	18.00	0.0000	0.1600	0.03
MCDEBITCAP	4	25.24	0	0.00	25.24	6.31	0.0000	0.1600	0.04
VISA	5	323.09	0	0.00	323.09	64.62	0.0000	0.1600	0.51
VISADEBIT	7	65.62	0	0.00	65.62	9.37	0.0000	0.1600	0.10
VISADEBITCAP	9	644.29	0	0.00	644.29	71.59	0.0000	0.1600	1.03
Total	27	1,079.84	0	0.00	1,079.84	39.99			1.73

* For processor per item fee charged on transaction types other than settled transactions, see Other Fees section below.

INTERCHANGE FEES

Description	Number	Amount	Fee Amount
MC DC MERIT III BASE-DURBIN FRAUD	4	25.24	0.89
MC WORLD ELITE MERIT III	1	18.00	0.51
VS CPS RETAIL - DEBIT	2	37.85	0.61

American Express does not charge "interchange." For Amex, this amount is the percentage fee applicable to your Amex card transactions.

Description	Number	Amount	Fee Amount
VS CPS RETAIL CHECK - CK-DURBIN	6	635.50	1.67
VS CPS SMALL TICKET - CK	2	12.98	0.31
VS CPS SMALL TICKET - CK-DURBIN	3	8.79	0.69
VS CPS SMALL TICKET - DEBIT	3	14.79	0.36
VS PRODUCT 2 RETAIL CREDIT	1	145.25	2.30
VS PRODUCT 2 RETAIL SIG PREF AND INFINITE	3	175.30	3.99
VS PRODUCT 2 RETAIL SIGNATURE	1	2.54	0.15
AX OB CRD RETAIL T1	1	3.60	0.15
Total Interchange Fees			11.63

OTHER FEES

Number	Amount	Description	Rate	Total
	43.24	MASTERCARD ASSESSMENT	0.1400	0.07
	320.55	VISACREDIT ASSESSMENT	0.1400	0.45
	709.91	VISADEBIT ASSESSMENT	0.1300	0.93
	3.60	AMEXNETWORK ASSESSMENT	0.1650	0.01
5		PROCESSOR PER ITEM FEE - AUTHORIZATIONS, MC	0.1800	0.90
21		PROCESSOR PER ITEM FEE - AUTHORIZATIONS, VS	0.1800	3.78
1		PROCESSOR PER ITEM FEE - AUTHORIZATIONS, AX	0.1800	0.18
1		AMEX ACQUIRER TRANSACTION FEE	0.0200	0.02
1		CHARGEBACK SERVICE FEE T1	10.0000	10.00
1		FRAUDSIGHT MONTHLY FEE	29.9900	29.99
5		MC FILE TRANSMISSION FEE - 6957	0.0022	0.01
1		MC MONTHLY LOCATION FEE	1.2500	1.25
5		MC NABU FEE	0.0195	0.10
	1,079.84	MONTHLY DISCOUNT ADJUSTMENT	0.0600	0.65
	1,079.84	NETWORK & PROCESSOR ACCESS FEE	0.1500	1.62
1		ONLINE REPORTING ACCESS	5.0000	5.00
1		PCI NON-VALIDATION PER ITEM	74.9500	74.95
	18.00	PROCESSOR TRANSACTION RISK FEE,MC		0.72
	190.82	PROCESSOR TRANSACTION RISK FEE,VS		7.63
1		REVIEW TRACKERS	24.9500	24.95
1		SAFERPAYMENTS BASIC	24.9500	24.95
10		VISA ACQUIRER PROCESSING FEE	0.0098	0.10
16		VISA APF SIG DEBIT	0.0155	0.25
21		VISA BASE II TRAN FEE	0.0020	0.04
1		MINIMUM BILL ADJUSTMENT	28.4100	28.41
Total Other Fees				216.96

TOTAL FEES

Processing Fees	1.73
Interchange Fees	11.63
Other Fees	216.96
Discount Collected	0.00
Total Fees	230.32

American Express does not charge "interchange." For Amex, this amount is the percentage fee applicable to your Amex card transactions.

MERCHANT STATEMENT

WORLDPAY INTEGRATED PAYMENTS
 8500 GOVERNORS HILL DR MD 1GH2X2
 SYMMES TOWNSHIP, OH 45249
 CUSTOMER SERVICE 1-800-846-4472

worldpay | integrated
 payments

17362087

PROCESSING MONTH: JUN 2024
MERCHANT NBR: 17362087
 PAGE 1 of 2

ATTENTION: MIKE GIBBS
 GREENVILLE TECH BOOKSTORE
 8109 WHITE HOUSE RD
 GREENVILLE, SC 29617

DBA NAME: GREENVILLE TECHINCAL COLLEGE B G**DEPOSIT SUMMARY**

Process	Number Sales	Net Sales	Adjustments	Chargebacks	Disc	3rd Party	Net Deposits
05-Jun	6	45.19	0.00	0.00	0.00	0.00	45.19
06-Jun	1	330.72	0.00	0.00	0.00	0.00	330.72
12-Jun	4	221.01	0.00	0.00	0.00	0.00	221.01
19-Jun	1	9.77	0.00	0.00	0.00	0.00	9.77
20-Jun	1	40.28	0.00	0.00	0.00	0.00	40.28
26-Jun	5	114.91	0.00	0.00	0.00	0.00	114.91
Deposits Total	18	761.88	0.00	0.00	0.00	0.00	761.88

PROCESSING ACTIVITY SUMMARY

Card Type	Settled Sales	Amount of Sales	Settled Credits	Amount of Credits	Amount of Net Sales	Average Ticket	Settled Per Item*	Disc Rate	Processing Fees
PINDEBIT	8	334.66	0	0.00	334.66	41.83	0.0900	0.2400	1.52
VISA	3	425.06	0	0.00	425.06	141.69	0.0000	0.2400	1.02
VISADEBITCAP	1	37.16	1	35.00	2.16	37.16	0.0000	0.2400	0.17
Total	12	796.88	1	35.00	761.88	66.41			2.71

* For processor per item fee charged on transaction types other than settled transactions, see Other Fees section below.

INTERCHANGE FEES

Description	Number	Amount	Fee Amount
VS CPS RETAIL CHECK - CK-DURBIN	1	37.16	0.24
VS PRODUCT 2 RETAIL SIG PREF AND INFINITE	3	425.06	9.24
PD INTERLINK - REGULATED WITH FRAUD - DURBIN FRAUD	1	66.95	0.30
PD MAESTRO - REGULATED WITH FRAUD - DURBIN FRAUD	5	186.67	1.36
PD VISA PIN RETAIL	2	81.04	1.04
Total Interchange Fees			12.18

American Express does not charge "interchange." For Amex, this amount is the percentage fee applicable to your Amex card transactions.

OTHER FEES

Number	Amount	Description	Rate	Total
	425.06	VISACREDIT ASSESSMENT	0.1400	0.60
	37.16	VISADEBIT ASSESSMENT	0.1300	0.05
8		PROCESSOR PER ITEM FEE - AUTHORIZATIONS, PIN DEBIT	0.0900	0.72
5		PROCESSOR PER ITEM FEE - AUTHORIZATIONS, VS	0.0900	0.45
1		CHARGEBACK SERVICE FEE T1	10.0000	10.00
1		FRAUDSIGHT MONTHLY FEE	29.9900	29.99
	796.88	MONTHLY DISCOUNT ADJUSTMENT	0.0600	0.48
	462.22	NETWORK & PROCESSOR ACCESS FEE	0.1500	0.69
1		ONLINE REPORTING ACCESS	5.0000	5.00
1		PCI NON-VALIDATION PER ITEM	74.9500	74.95
	425.06	PROCESSOR TRANSACTION RISK FEE,VS		10.71
1		PULSE NETWORK ANNUAL MID FEE	18.0000	18.00
1		REVIEW TRACKERS	24.9500	24.95
1		SAFERPAYMENTS BASIC	24.9500	24.95
6		VISA ACQUIRER PROCESSING FEE	0.0098	0.06
1		VISA APF SIG DEBIT	0.0155	0.02
1		VISA APF SIG DEBIT RETURNS	0.0155	0.02
5		VISA BASE II TRAN FEE	0.0020	0.01
1		MINIMUM BILL ADJUSTMENT	31.1200	31.12
			Total Other Fees	232.77

TOTAL FEES

Processing Fees	2.71
Interchange Fees	12.18
Other Fees	232.77
Discount Collected	0.00
Total Fees	247.66

MERCHANT STATEMENT

WORLDPAY INTEGRATED PAYMENTS
 8500 GOVERNORS HILL DR MD 1GH2X2
 SYMMES TOWNSHIP, OH 45249
 CUSTOMER SERVICE 1-800-846-4472

worldpay | integrated
 payments

17362090

PROCESSING MONTH: JUN 2024
MERCHANT NBR: 17362090
 PAGE 1 of 2

ATTENTION: MIKE GIBBS
 GREENVILLE TECHINCAL COLLEGE
 2522 LOCUST HILL RD
 TAYLORS, SC 29687

DBA NAME: GREENVILLE TECHINCAL COLLEGE B T

DEPOSIT SUMMARY

Process	Number Sales	Net Sales	Adjustments	Chargebacks	Disc	3rd Party	Net Deposits
05-Jun	2	191.75	0.00	0.00	0.00	0.00	191.75
12-Jun	2	28.13	0.00	0.00	0.00	0.00	28.13
13-Jun	1	18.75	0.00	0.00	0.00	0.00	18.75
20-Jun	1	40.00	0.00	0.00	0.00	0.00	40.00
27-Jun	1	4.75	0.00	0.00	0.00	0.00	4.75
Deposits Total	7	283.38	0.00	0.00	0.00	0.00	283.38

PROCESSING ACTIVITY SUMMARY

Card Type	Settled Sales	Amount of Sales	Settled Credits	Amount of Credits	Amount of Net Sales	Average Ticket	Settled Per Item*	Disc Rate	Processing Fees
DISCOVER	1	40.00	0	0.00	40.00	40.00	0.0000	0.2000	0.08
MCDEBITCAP	1	4.75	0	0.00	4.75	4.75	0.0000	0.2000	0.01
VISADEBIT	1	18.75	0	0.00	18.75	18.75	0.0000	0.2000	0.04
VISADEBITCAP	4	219.88	0	0.00	219.88	54.97	0.0000	0.2000	0.44
Total	7	283.38	0	0.00	283.38	40.48			0.57

* For processor per item fee charged on transaction types other than settled transactions, see Other Fees section below.

INTERCHANGE FEES

Description	Number	Amount	Fee Amount
MC DC MERIT III BASE-DURBIN FRAUD	1	4.75	0.22
VS CPS RETAIL CHECK - CK	1	18.75	0.37
VS CPS RETAIL CHECK - CK-DURBIN	2	208.76	0.56
VS CPS SMALL TICKET - CK-DURBIN	2	11.12	0.46
DS PSL - RETAIL (REWARDS)	1	40.00	0.79
Total Interchange Fees			2.40

American Express does not charge "interchange." For Amex, this amount is the percentage fee applicable to your Amex card transactions.

OTHER FEES

Number	Amount	Description	Rate	Total
	4.75	MASTERCARD ASSESSMENT	0.1400	0.01
	238.63	VISADEBIT ASSESSMENT	0.1300	0.30
	40.00	DISCOVER ASSESSMENT	0.1400	0.06
1		PROCESSOR PER ITEM FEE - AUTHORIZATIONS, MC	0.0900	0.09
5		PROCESSOR PER ITEM FEE - AUTHORIZATIONS, VS	0.0900	0.45
1		PROCESSOR PER ITEM FEE - AUTHORIZATIONS, DS	0.0900	0.09
1		CHARGEBACK SERVICE FEE T1	10.0000	10.00
1		DISCOVER NETWORK AUTHORIZATION FEE	0.0190	0.02
1		FRAUDSIGHT MONTHLY FEE	29.9900	29.99
1		MC MONTHLY LOCATION FEE	1.2500	1.25
1		MC NABU FEE	0.0195	0.02
	283.38	MONTHLY DISCOUNT ADJUSTMENT	0.0600	0.17
	283.38	NETWORK & PROCESSOR ACCESS FEE	0.1500	0.43
1		ONLINE REPORTING ACCESS	5.0000	5.00
1		PCI NON-VALIDATION PER ITEM	74.9500	74.95
	40.00	PROCESSOR TRANSACTION RISK FEE,DS		0.78
1		REVIEW TRACKERS	24.9500	24.95
1		SAFERPAYMENTS BASIC	24.9500	24.95
5		VISA APF SIG DEBIT	0.0155	0.08
5		VISA BASE II TRAN FEE	0.0020	0.01
1		MINIMUM BILL ADJUSTMENT	33.8000	33.80
			Total Other Fees	207.40

TOTAL FEES

Processing Fees	0.57
Interchange Fees	2.40
Other Fees	207.40
Discount Collected	0.00
Total Fees	210.37

YOUR CARD PROCESSING STATEMENT

GTC ARC
RAY LAMBERT/BURSAR
506 S PLEASANTBURG DR
GREENVILLE SC 29607-2416

Account Summary

An overview of your account activity for the statement period.

Page 2	Total Amount Submitted	\$301.00
Page 3	Chargebacks/Reversals	0.00
Page 3	Adjustments	0.00
Page 3	Fees	-\$46.41
Total Amount Processed		\$254.59

Your sales were

\$301.00

this month

which is

▼ **-13.26%**

over last month.

This month you had:

44

New customers

16

Repeat customers

June 2024 insights

\$4



Avg ticket size

\$5



Avg. \$ spend per card transaction

1.2



Avg. number of transactions per customer

What your customers are saying:



Google Avg. Rating:

N/A



Yelp Avg. Rating:

N/A

Reviews are critical to your businesses! A study found that 74% of customers searching online for a local business use review sites. As your business begins to receive reviews on sites like Yelp and Google, we will include some here for your reference.

Did you know?

If you are interested in some marketing promotions, please contact your Customer Service Center.

Make sure to plan accordingly!

Peacemaker at Radio Room with Shaker and The "Dirty South" Band is on Jul 8

Youth Basketball - Power Ball Series 4 (Championship) from Jul 19 -22

Carolina Foothills Dog Show Cluster at the 874 S Pleasantburg Dr, Greenville, SC 29607, USA from Jul 25 -28

Customer Service

www.businesstrack.com
1-855-599-4656

Inquiry

PO Box 2394, Omaha, NE 68103-2394

YOUR CARD PROCESSING STATEMENT

Merchant Number 958166361880
 Customer Service Website - www.businessrack.com
 Phone - 1-855-599-4656

Page 2 of 5

Statement Period 06/01/24 - 06/30/24

IMPORTANT INFORMATION ABOUT YOUR ACCOUNT

Minimum transaction amounts:

Remember, you cannot impose minimum transaction amounts on debit card transactions per Card Organization rules. However, you may set a minimum transaction amount of \$10 or less on credit card transactions.

We are excited to inform you that your Payeezy Global Gateway account with TD Bank, will be upgraded to the Clover Payments platform in the coming weeks. Your current Payeezy pricing will carry over to Clover Payments following the upgrade. You will receive additional information about the upgrade to Clover in the coming weeks via mail. After you have been upgraded, you will continue to access to your Payeezy history in Payeezy as it will not be available in Clover. To ensure you receive information about the upgrade to Clover and uninterrupted service, it is crucial that we have your valid, unique email address on record for your Payeezy account. If you have not received any email communications to confirm your email address, please contact Payeezy customer service at (855) 448-3493 as soon as possible to confirm that your contact information is correct.

Payment Card Industry Data Security Standards (PCI DSS) compliance is required per your Merchant Agreement to protect your customers' information from a security breach. Being compliant minimizes the potential financial and reputational risk your business faces in the event you experience a data breach.

SUMMARY BY DAY

Date Submitted	Submitted Amount	Chargebacks/ Reversals	Adjustments	Fees	Amount Processed
06/03/24	\$25.00	0.00	0.00	0.00	\$25.00
06/04/24	\$18.00	0.00	0.00	0.00	\$18.00
06/05/24	\$3.00	0.00	0.00	0.00	\$3.00
06/06/24	\$19.00	0.00	0.00	0.00	\$19.00
06/10/24	\$36.00	0.00	0.00	0.00	\$36.00
06/11/24	\$30.00	0.00	0.00	0.00	\$30.00
06/12/24	\$27.00	0.00	0.00	0.00	\$27.00
06/13/24	\$9.00	0.00	0.00	0.00	\$9.00
06/17/24	\$24.00	0.00	0.00	0.00	\$24.00
06/18/24	\$24.00	0.00	0.00	0.00	\$24.00
06/19/24	\$18.00	0.00	0.00	0.00	\$18.00
06/20/24	\$18.00	0.00	0.00	0.00	\$18.00
06/24/24	\$19.00	0.00	0.00	0.00	\$19.00
06/25/24	\$1.00	0.00	0.00	0.00	\$1.00
06/26/24	\$15.00	0.00	0.00	0.00	\$15.00
06/27/24	\$15.00	0.00	0.00	0.00	\$15.00
Month End Charge	0.00	0.00	0.00	-\$46.41	-\$46.41
Total	\$301.00	0.00	0.00	-\$46.41	\$254.59

SUMMARY BY CARD TYPE

Card Type	Average Ticket	Total Gross Sales You Submitted		Refunds		Total Amount You Submitted	
		Items	Amount	Items	Amount	Items	Amount
Mastercard	\$4.79	14	\$67.00	0	0.00	14	\$67.00
VISA	\$4.18	56	\$234.00	0	0.00	56	\$234.00
Total		70	\$301.00	0	0.00	70	\$301.00

YOUR CARD PROCESSING STATEMENT

Merchant Number 958166361880
 Customer Service Website - www.businessrack.com
 Phone - 1-855-599-4656

Page 3 of 5

Statement Period 06/01/24 - 06/30/24

SUMMARY BY BATCH

Batch	Submit Date	Average Ticket	Total Gross Sales You Submitted		Refunds		Total Amount You Submitted	
			Items	Amount	Items	Amount	Items	Amount
000000037800	06/03/24	\$6.25	4	\$25.00	0	0.00	4	\$25.00
000000047800	06/04/24	\$4.50	4	\$18.00	0	0.00	4	\$18.00
000000057800	06/05/24	\$1.00	3	\$3.00	0	0.00	3	\$3.00
000000067800	06/06/24	\$4.75	4	\$19.00	0	0.00	4	\$19.00
000000107800	06/10/24	\$6.00	6	\$36.00	0	0.00	6	\$36.00
000000117800	06/11/24	\$7.50	4	\$30.00	0	0.00	4	\$30.00
000000127800	06/12/24	\$5.40	5	\$27.00	0	0.00	5	\$27.00
000000137800	06/13/24	\$3.00	3	\$9.00	0	0.00	3	\$9.00
000000177800	06/17/24	\$6.00	4	\$24.00	0	0.00	4	\$24.00
000000187800	06/18/24	\$3.43	7	\$24.00	0	0.00	7	\$24.00
000000197800	06/19/24	\$2.25	8	\$18.00	0	0.00	8	\$18.00
000000207800	06/20/24	\$4.50	4	\$18.00	0	0.00	4	\$18.00
000000247800	06/24/24	\$3.80	5	\$19.00	0	0.00	5	\$19.00
000000257800	06/25/24	\$1.00	1	\$1.00	0	0.00	1	\$1.00
000000267800	06/26/24	\$2.50	6	\$15.00	0	0.00	6	\$15.00
000000277800	06/27/24	\$7.50	2	\$15.00	0	0.00	2	\$15.00
Total			70	\$301.00	0	0.00	70	\$301.00

CHARGEBACKS/REVERSALS

Transactions that are challenged or disputed by a cardholder or card-issuing bank.

Date	Reference No.	Description	Card Number (Last 4 Digits)	Amount
No Chargebacks/Reversals for this Statement Period				
Total				0.00

ADJUSTMENTS

The amounts credited to, or deducted from, your account to resolve processing and billing discrepancies.

Date	Description	Amount
No Adjustments for this Statement Period		
Total		0.00

FEES

Amount charged to authorize, process and settle card transactions, along with transaction-based and/or fixed amounts charged for specific card processing services.

TRANSACTION FEES	Type	Amount
MASTERCARD		
MC-WRLD ELITE SMALL TICKET CNP	Interchange charges	-\$0.27
MC-REG INCENT FRF ADJ POS (DB)	Interchange charges	-\$1.56
MC-WORLD ELITE MERIT I	Interchange charges	-\$0.36
MASTERCARD ASSESSMENT FEE 0.0014 TIMES \$67.00	Interchange charges	-\$0.09
MC-EMRG MKT EDU/GOVT(DB)	Interchange charges	-\$0.34
MC-ENHANCED SMALL TICKET CNP	Interchange charges	-\$0.13
MASTERCARD DEBIT SALES DISC 0.001 DISC RATE TIMES \$44.00	Service charges	-\$0.04
MASTERCARD SALES DISCOUNT 0.001 DISC RATE TIMES \$23.00	Service charges	-\$0.02
MC-AUTH DIGITAL ENABLEMENT MIN 14 TRANSACTIONS AT 0.02	Fees	-\$0.28
MC NETWORK ACCESS AUTH FEE 14 TRANSACTIONS AT 0.0195	Fees	-\$0.27
MASTERCARD AUTH FEE 14 TRANSACTIONS AT 0.07	Fees	-\$0.98
VISA		
VI-ECOMM BSC P1 SIGNATURE	Interchange charges	-\$0.14

YOUR CARD PROCESSING STATEMENT

Merchant Number 958166361880
 Customer Service Website - www.businesstrack.com
 Phone - 1-855-599-4656

FEES

Amount charged to authorize, process and settle card transactions, along with transaction-based and/or fixed amounts charged for specific card processing services.

VI-US REGULATED (DB)	Interchange charges	-\$6.22
VISA ASSESSMENT FEE CR 0.0014 TIMES \$33.00	Interchange charges	-\$0.05
VI-ECOMM BSC P1 SIGN PREFERRED	Interchange charges	-\$1.23
VI-CPS/RETAIL2(EMERG MKTS)(PP)	Interchange charges	-\$1.90
VISA ASSESSMENT FEE DB 0.0013 TIMES \$201.00	Interchange charges	-\$0.26
VI-ECOMM BASIC P1 TRAD	Interchange charges	-\$0.29
VI-CPS/RETAIL2(EMERG MKTS)(DB)	Interchange charges	-\$1.42
VISA DEBIT SALES DISCOUNT 0.001 DISC RATE TIMES \$201.00	Service charges	-\$0.20
VISA SALES DISCOUNT 0.001 DISC RATE TIMES \$33.00	Service charges	-\$0.03
VI NTWK ACQ PROC FEE US CR 9 TRANSACTIONS AT 0.0195	Fees	-\$0.18
VI NTWK ACQ PROC FEE US DB/PP 48 TRANSACTIONS AT 0.0155	Fees	-\$0.74
VISA AUTH FEE 57 TRANSACTIONS AT 0.07	Fees	-\$3.99

Other

VI BASE II SYSTEM FILE FEE 56 TRANSACTIONS AT 0.0018	Service charges	-\$0.10
BATCH SETTLEMENT FEE 16 TRANSACTIONS AT 0.2	Fees	-\$3.20

TOTAL TRANSACTION FEES **-\$24.29**

ACCOUNT FEES

	Type	Amount
MISCELLANEOUS ADJUSTMENT Adj Non-Receipt PCI - Apr2024	Fees	\$50.00
VI DIGITAL COMMERCE SVC FEE MN 56 TRANSACTIONS AT .007500	Fees	-\$0.42
VISA NETWORK FEE CNP 2-06	Fees	-\$0.25
MC MTHLY LICENSE FEE	Fees	-\$1.50
NON-RECEIPT OF PCI VALIDATION 1 TRANSACTIONS AT 50	Fees	-\$50.00

TOTAL ACCOUNT FEES **-\$2.17**

EQUIPMENT

	Type	Amount
MONTHLY MAINTENANCE FEE	Fees	-\$19.95

TOTAL EQUIPMENT FEES **-\$19.95**

TOTAL **-\$46.41**

Total Interchange Charges/Program Fees **-\$14.26**

Total Service Charges **-\$0.39**

Total Fees **-\$31.76**

Total (Service Charges, Interchange Charges/Program Fees, and Fees) **-\$46.41**

INTERCHANGE CHARGES/PROGRAM FEES

These are the variable fees charged by Card Organizations for processing transactions. The Interchange / Program charges in this section are also reflected in the Fee section of the statement.

Product/Description	Sales Total	% Of Sales	Number of Transactions	% of Total Transactions	Interchange/Program Rate	Cost Per Transaction	Sub Total	Total Interchange/Program Charges
MASTERCARD								
MC-WRLD ELITE SMALL TICKET CNP	\$8.00	12%	3	21%	0.0260	\$0.020	-\$0.27	
MC-REG INCENT FRF ADJ POS (DB)	\$38.00	57%	7	50%	0.0005	\$0.220	-\$1.56	
MC-ENHANCED SMALL TICKET CNP	\$5.00	7%	1	7%	0.0210	\$0.020	-\$0.13	
MC-WORLD ELITE MERIT I	\$10.00	15%	1	7%	0.0260	\$0.100	-\$0.36	
MC-EMRG MKT EDU/GOVT(DB)	\$6.00	9%	2	14%	0.0065	\$0.150	-\$0.34	
MASTERCARD TOTAL	\$67.00		14					-\$2.66
VISA								
VI-ECOMM BASIC P1 TRAD	\$10.00	4%	1	2%	0.0189	\$0.100	-\$0.29	
VI-US REGULATED (DB)	\$129.00	55%	28	50%	0.0005	\$0.220	-\$6.22	
VI-ECOMM BSC P1 SIGN PREFERRED	\$21.00	9%	7	13%	0.0250	\$0.100	-\$1.23	
VI-ECOMM BSC P1 SIGNATURE	\$2.00	1%	1	2%	0.0205	\$0.100	-\$0.14	
VI-CPS/RETAIL2(EMERG MKTS)(PP)	\$38.00	16%	11	20%	0.0065	\$0.150	-\$1.90	

YOUR CARD PROCESSING STATEMENT

Merchant Number 958166361880
 Customer Service Website - www.businesstrack.com
 Phone - 1-855-599-4656

Page 5 of 5

Statement Period 06/01/24 - 06/30/24

INTERCHANGE CHARGES/PROGRAM FEES

These are the variable fees charged by Card Organizations for processing transactions. The Interchange / Program charges in this section are also reflected in the Fee section of the statement.

Product/Description	Sales Total	% Of Sales	Number of Transactions	% of Total Transactions	Interchange/Program		Sub Total	Total Interchange/Program Charges
					Rate	Cost Per Transaction		
VI-CPS/RETAIL2(EMERG MKTS)(DB)	\$34.00	15%	8	14%	0.0065	\$0.150	-\$1.42	
VISA TOTAL	\$234.00		56					-\$11.20
TOTAL	\$301.00		70					-\$13.86

THIS IS NOT A BILL

Merchant Number: 958166363886

YOUR CARD PROCESSING STATEMENT

GTC CAFE
 RAY LAMBERT
 506 S PLEASANTBURG DR
 GREENVILLE SC 29607-2416

Account Summary

An overview of your account activity for the statement period.




Page 2	Total Amount Submitted	\$4,602.47
Page 3	Third Party Transactions	-\$121.64
Page 4	Chargebacks/Reversals	0.00
Page 4	Adjustments	0.00
Page 4	Fees	-\$288.74
Total Amount Processed		\$4,192.09

Your sales were
\$4,602.47
 this month
 which is
▼ -12.90%
 over last month.

This month you had:

206 New customers	186 Repeat customers
-----------------------------	--------------------------------

June 2024 insights

\$7	 Avg. ticket size
\$12	 Avg. \$ spend per card transaction
1.7	 Avg. number of transactions per customer

What your customers are saying:



Google Avg. Rating:
3.40 ★



Anacharsiss
 (google, 10/24/23)

"(Updated to 5 stars after attending) Register yourself if you can, and look at your programs requirements by yourself. The advisors aren't very helpful. 2 diff advisors told me false and misleading info. They seemed to not want to do anything beyond the bare minimum. College looks pretty clean. Update: So originally my review was 2/5 stars because of the bad experience getting in."



Yelp Avg. Rating:
N/A

Did you know?

If you are interested in some marketing promotions, please contact your Customer Service Center.

Make sure to plan accordingly!

Peacemaker at Radio Room with Shaker and The "Dirty South" Band is on Jul 8

Youth Basketball - Power Ball Series 4 (Championship) from Jul 19 -22

Carolina Foothills Dog Show Cluster at the 874 S Pleasantburg Dr, Greenville, SC 29607, USA from Jul 25 -28

Customer Service

www.businesstrack.com
 1-855-599-4656

Inquiry

PO Box 2394, Omaha, NE 68103-2394

YOUR CARD PROCESSING STATEMENT

Merchant Number 958166363886
 Customer Service Website - www.businesstrack.com
 Phone - 1-855-599-4656

Page 2 of 6

Statement Period 06/01/24 - 06/30/24

IMPORTANT INFORMATION ABOUT YOUR ACCOUNT

Minimum transaction amounts:

Remember, you cannot impose minimum transaction amounts on debit card transactions per Card Organization rules. However, you may set a minimum transaction amount of \$10 or less on credit card transactions.

We are excited to inform you that your Payeezy Global Gateway account with TD Bank, will be upgraded to the Clover Payments platform in the coming weeks. Your current Payeezy pricing will carry over to Clover Payments following the upgrade. You will receive additional information about the upgrade to Clover in the coming weeks via mail. After you have been upgraded, you will continue to access to your Payeezy history in Payeezy as it will not be available in Clover. To ensure you receive information about the upgrade to Clover and uninterrupted service, it is crucial that we have your valid, unique email address on record for your Payeezy account. If you have not received any email communications to confirm your email address, please contact Payeezy customer service at (855) 448-3493 as soon as possible to confirm that your contact information is correct.

Payment Card Industry Data Security Standards (PCI DSS) compliance is required per your Merchant Agreement to protect your customers' information from a security breach. Being compliant minimizes the potential financial and reputational risk your business faces in the event you experience a data breach.

SUMMARY BY DAY

Date Submitted	Submitted Amount	Third Party Transactions	Chargebacks/ Reversals	Adjustments	Fees	Amount Processed
06/04/24	\$244.26	0.00	0.00	0.00	0.00	\$244.26
06/05/24	\$408.07	-\$17.12	0.00	0.00	0.00	\$390.95
06/06/24	\$268.48	-\$10.60	0.00	0.00	0.00	\$257.88
06/07/24	\$242.78	-\$12.85	0.00	0.00	0.00	\$229.93
06/08/24	\$234.47	0.00	0.00	0.00	0.00	\$234.47
06/11/24	\$262.72	-\$10.38	0.00	0.00	0.00	\$252.34
06/12/24	\$278.77	0.00	0.00	0.00	0.00	\$278.77
06/13/24	\$272.50	-\$13.34	0.00	0.00	0.00	\$259.16
06/14/24	\$313.97	-\$10.26	0.00	0.00	0.00	\$303.71
06/18/24	\$298.36	-\$10.18	0.00	0.00	0.00	\$288.18
06/19/24	\$176.17	-\$4.37	0.00	0.00	0.00	\$171.80
06/20/24	\$303.65	-\$9.34	0.00	0.00	0.00	\$294.31
06/21/24	\$280.59	-\$3.55	0.00	0.00	0.00	\$277.04
06/25/24	\$291.03	0.00	0.00	0.00	0.00	\$291.03
06/26/24	\$280.40	-\$16.68	0.00	0.00	0.00	\$263.72
06/27/24	\$232.67	0.00	0.00	0.00	0.00	\$232.67
06/28/24	\$213.58	-\$2.97	0.00	0.00	0.00	\$210.61
Month End Charge	0.00	0.00	0.00	0.00	-\$288.74	-\$288.74
Total	\$4,602.47	-\$121.64	0.00	0.00	-\$288.74	\$4,192.09

SUMMARY BY CARD TYPE

Card Type	Average Ticket	Total Gross Sales You Submitted		Refunds		Total Amount You Submitted	
		Items	Amount	Items	Amount	Items	Amount
Mastercard	\$6.96	120	\$835.46	0	0.00	120	\$835.46
VISA	\$6.97	510	\$3,552.32	0	0.00	510	\$3,552.32
Discover	\$5.82	16	\$93.05	0	0.00	16	\$93.05
American Express	\$6.76	18	\$121.64	0	0.00	18	\$121.64
Total		664	\$4,602.47	0	0.00	664	\$4,602.47

YOUR CARD PROCESSING STATEMENT

Merchant Number 958166363886
 Customer Service Website - www.businesstrack.com
 Phone - 1-855-599-4656

Statement Period 06/01/24 - 06/30/24

SUMMARY BY BATCH

Batch	Submit Date	Average Ticket	Total Gross Sales You Submitted		Refunds		Total Amount You Submitted	
			Items	Amount	Items	Amount	Items	Amount
000193525000	06/04/24	\$5.78	30	\$173.42	0	0.00	30	\$173.42
000193565760	06/04/24	\$7.87	9	\$70.84	0	0.00	9	\$70.84
000193685821	06/05/24	\$5.71	39	\$222.53	0	0.00	39	\$222.53
000193742525	06/05/24	\$10.31	18	\$185.54	0	0.00	18	\$185.54
000193857548	06/06/24	\$5.82	32	\$186.32	0	0.00	32	\$186.32
000193911030	06/06/24	\$7.47	11	\$82.16	0	0.00	11	\$82.16
000194025023	06/07/24	\$5.89	38	\$223.99	0	0.00	38	\$223.99
000194103778	06/07/24	\$6.26	3	\$18.79	0	0.00	3	\$18.79
000194300620	06/08/24	\$234.47	1	\$234.47	0	0.00	1	\$234.47
000194672908	06/11/24	\$5.72	29	\$165.90	0	0.00	29	\$165.90
000194733494	06/11/24	\$7.45	13	\$96.82	0	0.00	13	\$96.82
000194842312	06/12/24	\$5.55	23	\$127.64	0	0.00	23	\$127.64
000194873403	06/12/24	\$7.20	21	\$151.13	0	0.00	21	\$151.13
000195012691	06/13/24	\$5.68	24	\$136.39	0	0.00	24	\$136.39
000195071922	06/13/24	\$7.56	18	\$136.11	0	0.00	18	\$136.11
000195186911	06/14/24	\$5.88	23	\$135.17	0	0.00	23	\$135.17
000195243623	06/14/24	\$9.76	11	\$107.33	0	0.00	11	\$107.33
000195264692	06/14/24	\$11.91	6	\$71.47	0	0.00	6	\$71.47
000195832555	06/18/24	\$6.14	23	\$141.26	0	0.00	23	\$141.26
000195861704	06/18/24	\$5.94	1	\$5.94	0	0.00	1	\$5.94
000195888800	06/18/24	\$7.56	20	\$151.16	0	0.00	20	\$151.16
000196008866	06/19/24	\$6.29	28	\$176.17	0	0.00	28	\$176.17
000196199391	06/20/24	\$6.06	29	\$175.88	0	0.00	29	\$175.88
000196238486	06/20/24	\$7.52	17	\$127.77	0	0.00	17	\$127.77
000196366764	06/21/24	\$6.33	33	\$208.79	0	0.00	33	\$208.79
000196422771	06/21/24	\$10.26	7	\$71.80	0	0.00	7	\$71.80
000197007129	06/25/24	\$5.73	34	\$194.89	0	0.00	34	\$194.89
000197074014	06/25/24	\$7.40	13	\$96.14	0	0.00	13	\$96.14
000197180025	06/26/24	\$6.43	30	\$192.75	0	0.00	30	\$192.75
000197200699	06/26/24	\$7.97	11	\$87.65	0	0.00	11	\$87.65
000197353031	06/27/24	\$6.66	25	\$166.49	0	0.00	25	\$166.49
000197412351	06/27/24	\$7.35	9	\$66.18	0	0.00	9	\$66.18
000197528279	06/28/24	\$6.10	35	\$213.58	0	0.00	35	\$213.58
Total			664	\$4,602.47	0	0.00	664	\$4,602.47

THIRD PARTY TRANSACTIONS

Transactions that are passed directly to Third Party Service Providers for processing and/or funding.

Date	Description	Amount
06/05/24	Transactions submitted to American Express	-\$17.12
06/06/24	Transactions submitted to American Express	-\$10.60
06/07/24	Transactions submitted to American Express	-\$12.85
06/11/24	Transactions submitted to American Express	-\$10.38
06/13/24	Transactions submitted to American Express	-\$13.34
06/14/24	Transactions submitted to American Express	-\$10.26
06/18/24	Transactions submitted to American Express	-\$10.18
06/19/24	Transactions submitted to American Express	-\$4.37
06/20/24	Transactions submitted to American Express	-\$9.34
06/21/24	Transactions submitted to American Express	-\$3.55
06/26/24	Transactions submitted to American Express	-\$16.68
06/28/24	Transactions submitted to American Express	-\$2.97
TOTAL		-\$121.64

YOUR CARD PROCESSING STATEMENT

Merchant Number 958166363886
 Customer Service Website - www.businesstrack.com
 Phone - 1-855-599-4656

Page 4 of 6
 Statement Period 06/01/24 - 06/30/24

CHARGEBACKS/REVERSALS

Transactions that are challenged or disputed by a cardholder or card-issuing bank.

Date	Reference No.	Description	Card Number (Last 4 Digits)	Amount
No Chargebacks/Reversals for this Statement Period				
Total				0.00

ADJUSTMENTS

The amounts credited to, or deducted from, your account to resolve processing and billing discrepancies.

Date	Description	Amount
No Adjustments for this Statement Period		
Total		0.00

FEES

Amount charged to authorize, process and settle card transactions, along with transaction-based and/or fixed amounts charged for specific card processing services.

TRANSACTION FEES	Type	Amount
MASTERCARD		
MC-WORLD ELITE CONVENIENCE PUR	Interchange charges	-\$1.68
MC-CONVENIENCE PURCHASES	Interchange charges	-\$0.52
MC-WORLD HV SMALL TICKET CP	Interchange charges	-\$0.13
MC-ENHANCED CONVENIENCE PURCH	Interchange charges	-\$0.67
MASTERCARD ASSESSMENT FEE 0.0014 TIMES \$835.46	Interchange charges	-\$1.17
MC-WORLD SMALL TICKET CP	Interchange charges	-\$0.09
MC-WORLDCARD CONVENIENCE PUR	Interchange charges	-\$1.46
MC-REG INCENT FRF ADJ POS (DB)	Interchange charges	-\$10.93
MC-WRLD ELITE SMALL TICKET CP	Interchange charges	-\$0.44
MC-SMALL TICKET (DB)	Interchange charges	-\$5.31
MC-RESTAURANT (DB)	Interchange charges	-\$0.57
MC-HIGH VAL CONVENIENCE PURCH	Interchange charges	-\$1.41
MASTERCARD DEBIT SALES DISC 0.0035 DISC RATE TIMES \$585.47	Service charges	-\$2.05
MASTERCARD SALES DISCOUNT 0.0035 DISC RATE TIMES \$249.99	Service charges	-\$0.87
MC NETWORK ACCESS AUTH FEE 125 TRANSACTIONS AT 0.0195	Fees	-\$2.44
MASTERCARD AUTH FEE 125 TRANSACTIONS AT 0.07	Fees	-\$8.75
VISA		
VI-REST SIG SIGN PRF CP	Interchange charges	-\$6.42
VI-CPS/RESTAURANT (PP)	Interchange charges	-\$0.34
VI-US CPS/SMALL TCKT REG (DB)	Interchange charges	-\$70.99
VI-BUS PURCH RTL (PP)	Interchange charges	-\$0.61
VISA ASSESSMENT FEE DB 0.0013 TIMES \$3157.05	Interchange charges	-\$4.10
VI-REST TRAD REWARDS CP	Interchange charges	-\$3.06
VI-BUSINESS CARD CP (DB)	Interchange charges	-\$0.33
VI-REST SIG SIGN PRF CP MN	Interchange charges	-\$0.04
VI-CPS SMALL TICKET (DB)	Interchange charges	-\$11.23
VI-CPS SMALL TICKET (PP)	Interchange charges	-\$4.67
VI-US REGULATED (DB)	Interchange charges	-\$1.15
VI-REST TRAD REWARDS CP MIN	Interchange charges	-\$0.04
VI-US REGULATED COMM (DB)	Interchange charges	-\$1.01
VISA ASSESSMENT FEE CR 0.0014 TIMES \$395.27	Interchange charges	-\$0.55
VISA SALES DISCOUNT 0.0035 DISC RATE TIMES \$395.27	Service charges	-\$1.38
VISA DEBIT SALES DISCOUNT 0.0035 DISC RATE TIMES \$3157.05	Service charges	-\$11.05
VI NTWK ACQ PROC FEE US CR 63 TRANSACTIONS AT 0.0195	Fees	-\$1.23
VISA AUTH FEE 522 TRANSACTIONS AT 0.07	Fees	-\$36.54
VI NTWK ACQ PROC FEE US DB/PP 459 TRANSACTIONS AT 0.0155	Fees	-\$7.11

YOUR CARD PROCESSING STATEMENT

Merchant Number 958166363886
 Customer Service Website - www.businesstrack.com
 Phone - 1-855-599-4656

Page 5 of 6

Statement Period 06/01/24 - 06/30/24

FEES

Amount charged to authorize, process and settle card transactions, along with transaction-based and/or fixed amounts charged for specific card processing services.

DISCOVER

DISCOVER DUES/ASSESSMENT FEE 0.0014 TIMES \$93.05	Interchange charges	-\$0.13
DSCVR PSL EXP SVC RW	Interchange charges	-\$0.72
DSCVR PSLMICROTICKET(PREM)	Interchange charges	-\$0.09
DSCVR PSLMICROTICKET(PPLUS)	Interchange charges	-\$0.53
DSCVR-PSLMICROTICKET(RW)	Interchange charges	-\$0.13
DSCVR PSL EXP SVC PP	Interchange charges	-\$0.53
DSCVR PSL EXP SVC DB	Interchange charges	-\$0.19
DISCOVER DEBIT SALES DISCOUNT 0.0035 DISC RATE TIMES \$10.45	Service charges	-\$0.04
DISCOVER SALES DISCOUNT 0.0035 DISC RATE TIMES \$82.60	Service charges	-\$0.29
DISCOVER DATA USAGE FEE 16 TRANSACTIONS AT 0.0025	Service charges	-\$0.04
NETWORK AUTHORIZATION FEE 16 TRANSACTIONS AT 0.019	Fees	-\$0.30
DISCOVER AUTH FEE 16 TRANSACTIONS AT 0.07	Fees	-\$1.12

AMERICAN EXPRESS

AMEX AUTH FEE 18 TRANSACTIONS AT 0.08	Fees	-\$1.44
---------------------------------------	------	---------

Other

VI BASE II SYSTEM FILE FEE 510 TRANSACTIONS AT 0.0018	Service charges	-\$0.92
BATCH SETTLEMENT FEE 35 TRANSACTIONS AT 0.2	Fees	-\$7.00

TOTAL TRANSACTION FEES **-\$213.81**

ACCOUNT FEES

	Type	Amount
VI-COMMERCIAL SOLUTIONS FEE .000100 TIMES \$288.71	Fees	-\$0.03
VISA NETWORK FEE CP 1B-02	Fees	-\$2.00
MC MONTHLY LOCATION FEE	Fees	-\$1.25
MC MTHLY LICENSE FEE	Fees	-\$1.50
VISA ZERO FLOOR LIMIT FEE 1 TRANSACTIONS AT 0.2	Fees	-\$0.20
NON-RECEIPT OF PCI VALIDATION 1 TRANSACTIONS AT 50	Fees	-\$50.00

TOTAL ACCOUNT FEES **-\$54.98**

EQUIPMENT

	Type	Amount
MONTHLY MAINTENANCE FEE	Fees	-\$19.95

TOTAL EQUIPMENT FEES **-\$19.95**

TOTAL **-\$288.74**

Total Interchange Charges/Program Fees **-\$131.24**

Total Service Charges **-\$16.64**

Total Fees **-\$140.86**

Total (Service Charges, Interchange Charges/Program Fees, and Fees) **-\$288.74**

INTERCHANGE CHARGES/PROGRAM FEES

These are the variable fees charged by Card Organizations for processing transactions. The Interchange / Program charges in this section are also reflected in the Fee section of the statement.

Product/Description	Sales Total	% Of Sales	Number of Transactions	% of Total Transactions	Interchange/Program Rate	Cost Per Transaction	Sub Total	Total Interchange/Program Charges
MASTERCARD								
MC-WORLD SMALL TICKET CP	\$3.92	0%	1	1%	0.0190	\$0.020	-\$0.09	
MC-CONVENIENCE PURCHASES	\$24.11	3%	3	3%	0.0165	\$0.040	-\$0.52	
MC-HIGH VAL CONVENIENCE PURCH	\$47.52	6%	8	7%	0.0230	\$0.040	-\$1.41	
MC-ENHANCED CONVENIENCE PURCH	\$28.31	3%	4	3%	0.0180	\$0.040	-\$0.67	
MC-RESTAURANT (DB)	\$31.21	4%	2	2%	0.0119	\$0.100	-\$0.57	
MC-WRLD ELITE SMALL TICKET CP	\$14.98	2%	5	4%	0.0230	\$0.020	-\$0.44	
MC-SMALL TICKET (DB)	\$252.29	30%	35	29%	0.0155	\$0.040	-\$5.31	
MC-REG INCENT FRF ADJ POS (DB)	\$301.97	36%	49	41%	0.0005	\$0.220	-\$10.93	

YOUR CARD PROCESSING STATEMENT

Merchant Number 958166363886
 Customer Service Website - www.businesstrack.com
 Phone - 1-855-599-4656

Page 6 of 6

Statement Period 06/01/24 - 06/30/24

INTERCHANGE CHARGES/PROGRAM FEES

These are the variable fees charged by Card Organizations for processing transactions. The Interchange / Program charges in this section are also reflected in the Fee section of the statement.

Product/Description	Sales Total	% Of Sales	Number of Transactions	% of Total Transactions	Interchange/Program		Sub Total	Total Interchange/Program Charges
					Rate	Cost Per Transaction		
MC-WORLD ELITE CONVENIENCE PUR	\$66.08	8%	4	3%	0.0230	\$0.040	-\$1.68	
MC-WORLD HV SMALL TICKET CP	\$4.86	1%	1	1%	0.0230	\$0.020	-\$0.13	
MC-WORLDCARD CONVENIENCE PUR	\$60.21	7%	8	7%	0.0190	\$0.040	-\$1.46	
MASTERCARD TOTAL	\$835.46		120					-\$23.21
VISA								
VI-US REGULATED (DB)	\$105.37	3%	5	1%	0.0005	\$0.220	-\$1.15	
VI-BUSINESS CARD CP (DB)	\$13.37	0%	1	0%	0.0170	\$0.100	-\$0.33	
VI-US CPS/SMALL TCKT REG (DB)	\$2,058.26	58%	318	62%	0.0005	\$0.220	-\$70.99	
VI-REST SIG SIGN PRF CP	\$247.01	7%	37	7%	0.0260	0.000	-\$6.42	
VI-REST TRAD REWARDS CP MIN	\$1.59	0%	1	0%	0.0000	\$0.040	-\$0.04	
VI-CPS/RESTAURANT (PP)	\$16.19	0%	1	0%	0.0115	\$0.150	-\$0.34	
VI-REST SIG SIGN PRF CP MN	\$1.08	0%	1	0%	0.0000	\$0.040	-\$0.04	
VI-US REGULATED COMM (DB)	\$256.29	7%	4	1%	0.0005	\$0.220	-\$1.01	
VI-CPS SMALL TICKET (PP)	\$173.35	5%	38	7%	0.0160	\$0.050	-\$4.67	
VI-REST TRAD REWARDS CP	\$145.59	4%	21	4%	0.0210	0.000	-\$3.06	
VI-CPS SMALL TICKET (DB)	\$515.17	15%	81	16%	0.0155	\$0.040	-\$11.23	
VI-BUS PURCH RTL (PP)	\$19.05	1%	2	0%	0.0215	\$0.100	-\$0.61	
VISA TOTAL	\$3,552.32		510					-\$99.89
DISCOVER								
DSCVR PSL EXP SVC RW	\$36.75	39%	5	31%	0.0195	0.000	-\$0.72	
DSCVR-PSLMICROTICKET(RW)	\$6.88	7%	2	13%	0.0195	0.000	-\$0.13	
DSCVR PSLMICROTICKET(PPLUS)	\$16.00	17%	4	25%	0.0205	\$0.050	-\$0.53	
DSCVR PSLMICROTICKET(PREM)	\$4.35	5%	1	6%	0.0197	0.000	-\$0.09	
DSCVR PSL EXP SVC DB	\$10.45	11%	1	6%	0.0180	0.000	-\$0.19	
DSCVR PSL EXP SVC PP	\$18.62	20%	3	19%	0.0205	\$0.050	-\$0.53	
DISCOVER TOTAL	\$93.05		16					-\$2.19
AMERICAN EXPRESS								
AMEX PASS-THRU	\$121.64	100%	18	100%	0.0000	0.000	0.00	
AMERICAN EXPRESS TOTAL	\$121.64		18					0.00
TOTAL	\$4,602.47		664					-\$125.29

YOUR CARD PROCESSING STATEMENT

GTC CE
RAY LAMBERT/BURSAR
735 S PLEASANTBURG DR
GREENVILLE SC 29607

Account Summary

An overview of your account activity for the statement period.

Page 2	Total Amount Submitted	\$61,699.50
Page 3	Third Party Transactions	-\$5,903.00
Page 4	Chargebacks/Reversals	0.00
Page 4	Adjustments	0.00
Page 4	Fees	-\$1,356.67
Total Amount Processed		\$54,439.83

Your sales were
\$61,699.50
this month
which is
▼ -34.87%
over last month.

This month you had:

252 New customers	34 Repeat customers
-----------------------------	-------------------------------

June 2024 insights

\$196 Avg ticket size

\$216 Avg. \$ spend per card transaction

1.1 Avg. number of transactions per customer

What your customers are saying:



Google Avg. Rating:
N/A



Yelp Avg. Rating:
N/A

Reviews are critical to your businesses! A study found that 74% of customers searching online for a local business use review sites. As your business begins to receive reviews on sites like Yelp and Google, we will include some here for your reference.

Did you know?

If you are interested in some marketing promotions, please contact your Customer Service Center.

Make sure to plan accordingly!

Peacemaker at Radio Room with Shaker and The "Dirty South" Band is on Jul 8

Youth Basketball - Power Ball Series 4 (Championship) from Jul 19 -22

Carolina Foothills Dog Show Cluster at the 874 S Pleasantburg Dr, Greenville, SC 29607, USA from Jul 25 -28

Customer Service

www.businesstrack.com
1-855-599-4656

Inquiry

PO Box 2394, Omaha, NE 68103-2394

YOUR CARD PROCESSING STATEMENT

Merchant Number 958166362888
 Customer Service Website - www.businesstrack.com
 Phone - 1-855-599-4656

Page 2 of 7
 Statement Period 06/01/24 - 06/30/24

IMPORTANT INFORMATION ABOUT YOUR ACCOUNT

Minimum transaction amounts:

Remember, you cannot impose minimum transaction amounts on debit card transactions per Card Organization rules. However, you may set a minimum transaction amount of \$10 or less on credit card transactions.

We are excited to inform you that your Payeezy Global Gateway account with TD Bank, will be upgraded to the Clover Payments platform in the coming weeks. Your current Payeezy pricing will carry over to Clover Payments following the upgrade. You will receive additional information about the upgrade to Clover in the coming weeks via mail. After you have been upgraded, you will continue to access to your Payeezy history in Payeezy as it will not be available in Clover. To ensure you receive information about the upgrade to Clover and uninterrupted service, it is crucial that we have your valid, unique email address on record for your Payeezy account. If you have not received any email communications to confirm your email address, please contact Payeezy customer service at (855) 448-3493 as soon as possible to confirm that your contact information is correct.

Payment Card Industry Data Security Standards (PCI DSS) compliance is required per your Merchant Agreement to protect your customers' information from a security breach. Being compliant minimizes the potential financial and reputational risk your business faces in the event you experience a data breach.

SUMMARY BY DAY

Date Submitted	Submitted Amount	Third Party Transactions	Chargebacks/ Reversals	Adjustments	Fees	Amount Processed
06/01/24	\$1,940.00	-\$727.00	0.00	0.00	0.00	\$1,213.00
06/02/24	\$366.00	-\$99.00	0.00	0.00	0.00	\$267.00
06/03/24	\$556.00	0.00	0.00	0.00	0.00	\$556.00
06/04/24	\$2,997.00	-\$558.00	0.00	0.00	0.00	\$2,439.00
06/05/24	\$2,028.00	0.00	0.00	0.00	0.00	\$2,028.00
06/06/24	\$4,456.00	-\$388.00	0.00	0.00	0.00	\$4,068.00
06/07/24	\$6,869.00	0.00	0.00	0.00	0.00	\$6,869.00
06/08/24	\$4,451.00	-\$2,659.00	0.00	0.00	0.00	\$1,792.00
06/09/24	\$218.00	0.00	0.00	0.00	0.00	\$218.00
06/10/24	\$297.00	0.00	0.00	0.00	0.00	\$297.00
06/11/24	\$1,569.00	0.00	0.00	0.00	0.00	\$1,569.00
06/12/24	\$3,760.00	0.00	0.00	0.00	0.00	\$3,760.00
06/13/24	\$2,268.00	0.00	0.00	0.00	0.00	\$2,268.00
06/14/24	\$2,825.00	-\$199.00	0.00	0.00	0.00	\$2,626.00
06/15/24	\$534.00	0.00	0.00	0.00	0.00	\$534.00
06/16/24	\$427.00	0.00	0.00	0.00	0.00	\$427.00
06/17/24	\$578.00	0.00	0.00	0.00	0.00	\$578.00
06/18/24	\$3,293.50	0.00	0.00	0.00	0.00	\$3,293.50
06/19/24	\$4,458.00	-\$268.00	0.00	0.00	0.00	\$4,190.00
06/20/24	\$2,363.00	-\$518.00	0.00	0.00	0.00	\$1,845.00
06/21/24	\$919.00	\$99.00	0.00	0.00	0.00	\$1,018.00
06/22/24	\$1,249.00	-\$99.00	0.00	0.00	0.00	\$1,150.00
06/23/24	\$306.00	0.00	0.00	0.00	0.00	\$306.00
06/24/24	\$1,231.00	0.00	0.00	0.00	0.00	\$1,231.00
06/25/24	\$5,804.00	0.00	0.00	0.00	0.00	\$5,804.00
06/26/24	\$2,601.00	-\$388.00	0.00	0.00	0.00	\$2,213.00
06/27/24	\$1,136.00	0.00	0.00	0.00	0.00	\$1,136.00
06/28/24	\$772.00	0.00	0.00	0.00	0.00	\$772.00
06/29/24	\$991.00	-\$99.00	0.00	0.00	0.00	\$892.00
06/30/24	\$437.00	0.00	0.00	0.00	0.00	\$437.00
Month End Charge	0.00	0.00	0.00	0.00	-\$1,356.67	-\$1,356.67
Total	\$61,699.50	-\$5,903.00	0.00	0.00	-\$1,356.67	\$54,439.83

YOUR CARD PROCESSING STATEMENT

Merchant Number 958166362888
 Customer Service Website - www.businesstrack.com
 Phone - 1-855-599-4656

Statement Period 06/01/24 - 06/30/24

SUMMARY BY CARD TYPE

Card Type	Average Ticket	Total Gross Sales You Submitted		Refunds		Total Amount You Submitted	
		Items	Amount	Items	Amount	Items	Amount
Mastercard	\$148.56	71	\$13,698.50	8	-\$1,962.00	79	\$11,736.50
VISA	\$186.12	193	\$40,221.00	5	-\$3,370.00	198	\$36,851.00
Discover	\$400.50	18	\$7,209.00	0	0.00	18	\$7,209.00
American Express	\$310.68	18	\$6,002.00	1	-\$99.00	19	\$5,903.00
Total		300	\$67,130.50	14	-\$5,431.00	314	\$61,699.50

SUMMARY BY BATCH

Batch	Submit Date	Average Ticket	Total Gross Sales You Submitted		Refunds		Total Amount You Submitted	
			Items	Amount	Items	Amount	Items	Amount
030060010472	06/01/24	\$242.50	8	\$1,940.00	0	0.00	8	\$1,940.00
030060020473	06/02/24	\$91.50	4	\$366.00	0	0.00	4	\$366.00
030060030474	06/03/24	\$139.00	4	\$556.00	0	0.00	4	\$556.00
030060040475	06/04/24	\$136.23	22	\$2,997.00	0	0.00	22	\$2,997.00
030060050476	06/05/24	\$92.18	16	\$6,372.00	6	-\$4,344.00	22	\$2,028.00
030060060477	06/06/24	\$371.33	12	\$4,456.00	0	0.00	12	\$4,456.00
030060070478	06/07/24	\$327.10	21	\$6,869.00	0	0.00	21	\$6,869.00
030060080479	06/08/24	\$445.10	10	\$4,451.00	0	0.00	10	\$4,451.00
030060090480	06/09/24	\$109.00	2	\$218.00	0	0.00	2	\$218.00
030060100481	06/10/24	\$148.50	2	\$297.00	0	0.00	2	\$297.00
030060110482	06/11/24	\$142.64	11	\$1,569.00	0	0.00	11	\$1,569.00
030060120483	06/12/24	\$376.00	10	\$3,760.00	0	0.00	10	\$3,760.00
030060130484	06/13/24	\$174.46	13	\$2,268.00	0	0.00	13	\$2,268.00
030060140485	06/14/24	\$256.82	11	\$2,825.00	0	0.00	11	\$2,825.00
030060150486	06/15/24	\$89.00	6	\$534.00	0	0.00	6	\$534.00
030060160487	06/16/24	\$142.33	3	\$427.00	0	0.00	3	\$427.00
030060170488	06/17/24	\$289.00	2	\$578.00	0	0.00	2	\$578.00
030060180489	06/18/24	\$274.46	12	\$3,293.50	0	0.00	12	\$3,293.50
030060190490	06/19/24	\$371.50	12	\$4,458.00	0	0.00	12	\$4,458.00
030060200491	06/20/24	\$147.69	16	\$2,363.00	0	0.00	16	\$2,363.00
030060210492	06/21/24	\$65.64	9	\$1,579.00	5	-\$660.00	14	\$919.00
030060220493	06/22/24	\$113.55	11	\$1,249.00	0	0.00	11	\$1,249.00
030060230494	06/23/24	\$76.50	4	\$306.00	0	0.00	4	\$306.00
030060240495	06/24/24	\$175.86	7	\$1,231.00	0	0.00	7	\$1,231.00
030060250496	06/25/24	\$386.93	15	\$5,804.00	0	0.00	15	\$5,804.00
030060260497	06/26/24	\$136.89	19	\$2,601.00	0	0.00	19	\$2,601.00
030060270498	06/27/24	\$75.73	15	\$1,136.00	0	0.00	15	\$1,136.00
030060280499	06/28/24	\$55.14	11	\$1,199.00	3	-\$427.00	14	\$772.00
030060290500	06/29/24	\$110.11	9	\$991.00	0	0.00	9	\$991.00
030060300501	06/30/24	\$145.67	3	\$437.00	0	0.00	3	\$437.00
Total			300	\$67,130.50	14	-\$5,431.00	314	\$61,699.50

THIRD PARTY TRANSACTIONS

Transactions that are passed directly to Third Party Service Providers for processing and/or funding.

Date	Description	Amount
06/01/24	Transactions submitted to American Express	-\$727.00
06/02/24	Transactions submitted to American Express	-\$99.00
06/04/24	Transactions submitted to American Express	-\$558.00
06/06/24	Transactions submitted to American Express	-\$388.00
06/08/24	Transactions submitted to American Express	-\$2,659.00
06/14/24	Transactions submitted to American Express	-\$199.00

YOUR CARD PROCESSING STATEMENT

Merchant Number 958166362888
 Customer Service Website - www.businesstrack.com
 Phone - 1-855-599-4656

Page 4 of 7
 Statement Period 06/01/24 - 06/30/24

THIRD PARTY TRANSACTIONS

Transactions that are passed directly to Third Party Service Providers for processing and/or funding.

Date	Description	Amount
06/19/24	Transactions submitted to American Express	-\$268.00
06/20/24	Transactions submitted to American Express	-\$518.00
06/21/24	Transactions submitted to American Express	\$99.00
06/22/24	Transactions submitted to American Express	-\$99.00
06/26/24	Transactions submitted to American Express	-\$388.00
06/29/24	Transactions submitted to American Express	-\$99.00
TOTAL		-\$5,903.00

CHARGEBACKS/REVERSALS

Transactions that are challenged or disputed by a cardholder or card-issuing bank.

Date	Reference No.	Description	Card Number (Last 4 Digits)	Amount
No Chargebacks/Reversals for this Statement Period				
Total				0.00

ADJUSTMENTS

The amounts credited to, or deducted from, your account to resolve processing and billing discrepancies.

Date	Description	Amount
No Adjustments for this Statement Period		
Total		0.00

FEES

Amount charged to authorize, process and settle card transactions, along with transaction-based and/or fixed amounts charged for specific card processing services.

TRANSACTION FEES	Type	Amount
MASTERCARD		
MC-CORP DATA RATE II (US) PUR	Interchange charges	-\$26.30
MC-CONSUMER CREDIT REFUND 3	Interchange charges	\$34.34
MC-WORLD ELITE MERIT III	Interchange charges	-\$2.38
MC-ENHANCED MERIT I	Interchange charges	-\$4.36
MC-WORLDCARD MERIT I	Interchange charges	-\$16.37
MC-WORLD ELITE MERIT I	Interchange charges	-\$109.45
MC-COMM DATA RATE II BUS (DB)	Interchange charges	-\$2.18
MC ASSESSMNT TRAN AMT >=\$1K 0 X TRNS \$1254.00	Interchange charges	-\$0.13
MASTERCARD ASSESSMENT FEE 0.0014 TIMES \$13698.50	Interchange charges	-\$19.18
MC-REGULATED FRD ADJ COMM (DB)	Interchange charges	-\$0.22
MC-REG INCENT FRF ADJ POS (DB)	Interchange charges	-\$3.11
MC-BUS LEVEL 3 DATA RATE II	Interchange charges	-\$14.95
MC-EMRG MKT EDU/GOVT(DB)CAP	Interchange charges	-\$2.00
MC-COMML DATA RT II FLT NONFL	Interchange charges	-\$43.13
MC-CORP DATA RATE II (US) CORP	Interchange charges	-\$27.45
MC-EMRG MKT EDU/GOVT(DB)	Interchange charges	-\$7.88
MC-BUS LEVEL 5 DATA RATE II	Interchange charges	-\$28.32
MASTERCARD DEBIT SALES DISC 0.0035 DISC RATE TIMES \$2774.00	Service charges	-\$9.71
MASTERCARD RETURNS DISCOUNT 0.0035 DISC RATE TIMES \$1962.00	Service charges	\$6.87
MASTERCARD SALES DISCOUNT 0.0035 DISC RATE TIMES \$10924.50	Service charges	-\$38.24
MASTERCARD AUTH FEE 82 TRANSACTIONS AT 0.07	Fees	-\$5.74
MC ACQUIRER AVS BILLING 2 TRANSACTIONS AT 0.01	Fees	-\$0.02
MC CVC2 TRANSACTION FEE 8 TRANSACTIONS AT 0.0025	Fees	-\$0.02
MC NETWORK ACCESS AUTH FEE 74 TRANSACTIONS AT 0.0195	Fees	-\$1.44
MC-AUTH DIGITAL ENABLEMENT MIN 35 TRANSACTIONS AT 0.02	Fees	-\$0.70

YOUR CARD PROCESSING STATEMENT

Merchant Number 958166362888
 Customer Service Website - www.businesstrack.com
 Phone - 1-855-599-4656

Page 5 of 7

Statement Period 06/01/24 - 06/30/24

FEES

Amount charged to authorize, process and settle card transactions, along with transaction-based and/or fixed amounts charged for specific card processing services.

MC-DECLINE REASON CODE SVC FEE 1 TRANSACTIONS AT 0.02	Fees	-0.02
VISA		
VI-EIRF NON CPS ALL OTHER (PP)	Interchange charges	-\$3.24
VI-ECOMM BSC P1 INFINITE SQ	Interchange charges	-\$2.93
VI-RETAIL ALL OTHER P2 TRAD	Interchange charges	-\$1.59
VI-EDUCATION TRAD NTKN	Interchange charges	-\$10.44
VI-US BUS TR5 PRD 1	Interchange charges	-\$57.90
VI-US BUS TR1 PRD 1	Interchange charges	-\$70.30
VI-CR VOUCH NGSA PURCH NON PT1	Interchange charges	\$70.18
VI-US REGULATED (DB)	Interchange charges	-\$20.46
VI-ECOMM BSC P1 SIGNATURE	Interchange charges	-\$35.42
VI-US REGULATED COMM (DB)	Interchange charges	-\$0.35
VI-US BUS TR2 PRD 1	Interchange charges	-\$1.75
VISA ASSESSMENT FEE DB 0.0013 TIMES \$19087.00	Interchange charges	-\$24.81
VI-RETAIL P2 SIGN PREFERRED	Interchange charges	-\$0.31
VI-ECOMM BSC P1 SIGN PREFERRED	Interchange charges	-\$102.03
VI-CPS/RETAIL2(EMERG MKTS)(DB)	Interchange charges	-\$16.77
VI-PURCHASING CARD CNP	Interchange charges	-\$187.29
VI-CNP P1 SIGN PREFERRED	Interchange charges	-\$21.70
VI-RETKEY P1 SIGN PREFERRED	Interchange charges	-\$1.58
VI-CPS/RETAIL2(DB) CAP	Interchange charges	-\$8.00
VI-CNP P1 REWARDS	Interchange charges	-\$2.12
VI-CNP P1 TRADITIONAL	Interchange charges	-\$12.61
VISA ASSESSMENT FEE CR 0.0014 TIMES \$21134.00	Interchange charges	-\$29.59
VI-REG CONSUMER MQ (DB)	Interchange charges	-\$0.99
VI-ECOMM BASIC P1 TRAD	Interchange charges	-\$5.35
VI-US BUS TR4 PRD 1	Interchange charges	-\$7.74
VI-CPS/RETAIL2(EMERG MKTS)(PP)	Interchange charges	-\$2.12
VI-EDUCATION SIGN PREF NTKN	Interchange charges	-\$12.45
VI-CONS NON-PASS TRANS CREDIT	Interchange charges	\$5.33
VI-ECOMM BASIC P1 REWARDS	Interchange charges	-\$8.07
VISA DEBIT RETURN DISCOUNT 0.0035 DISC RATE TIMES \$143.00	Service charges	\$0.50
VISA RETURNS DISCOUNT 0.0035 DISC RATE TIMES \$3227.00	Service charges	\$11.29
VISA SALES DISCOUNT 0.0035 DISC RATE TIMES \$21134.00	Service charges	-\$73.97
VISA DEBIT SALES DISCOUNT 0.0035 DISC RATE TIMES \$19087.00	Service charges	-\$66.80
VISA AUTH FEE 206 TRANSACTIONS AT 0.07	Fees	-\$14.42
VI NTWK ACQ PROC FEE US CR 90 TRANSACTIONS AT 0.0195	Fees	-\$1.76
VI NTWK ACQ PROC FEE US DB/PP 111 TRANSACTIONS AT 0.0155	Fees	-\$1.72
DISCOVER		
DSCVR KEY ENTRY PR	Interchange charges	-\$8.36
DSCVR KEY ENTRY RW	Interchange charges	-\$1.50
DSCVR KEY ENTRY PP	Interchange charges	-\$132.49
DSCVR PSL RTL RW	Interchange charges	-\$1.80
DSCVR BASE SUB LVL PR	Interchange charges	-\$9.34
DSCVR BASE SUB LVL RW	Interchange charges	-\$37.72
DISCOVER DUES/ASSESSMENT FEE 0.0014 TIMES \$7209.00	Interchange charges	-\$10.09
DISCOVER DATA USAGE FEE 18 TRANSACTIONS AT 0.0025	Service charges	-\$0.05
DISCOVER SALES DISCOUNT 0.0035 DISC RATE TIMES \$7209.00	Service charges	-\$25.23
DISCOVER AUTH FEE 21 TRANSACTIONS AT 0.07	Fees	-\$1.47
NETWORK AUTHORIZATION FEE 21 TRANSACTIONS AT 0.019	Fees	-\$0.40
AMERICAN EXPRESS		
AMEX AUTH FEE 18 TRANSACTIONS AT 0.08	Fees	-\$1.44
Other		
MC NTWRK ACCESS SETTLEMENT FEE 8 TRANSACTIONS AT 0.0195	Interchange charges	-\$0.16
VI BASE II CR VCHER FEE US CR 3 TRANSACTIONS AT 0.0195	Service charges	-\$0.06
DIGITAL INVESTMENT FEE \$7110.00 AT0.0001	Service charges	-\$0.71
VI BASE II CR VCHER FEE US D/P 2 TRANSACTIONS AT 0.0155	Service charges	-\$0.03
VI BASE II SYSTEM FILE FEE 199 TRANSACTIONS AT 0.0018	Service charges	-\$0.36

YOUR CARD PROCESSING STATEMENT

Merchant Number 958166362888
 Customer Service Website - www.businesstrack.com
 Phone - 1-855-599-4656

FEES

Amount charged to authorize, process and settle card transactions, along with transaction-based and/or fixed amounts charged for specific card processing services.

BATCH SETTLEMENT FEE 30 TRANSACTIONS AT 0.2	Fees	-\$6.00
MC-AUTH DIGITAL ENABLEMENT FEE \$11369.00 AT0.0002	Fees	-\$2.27
TOTAL TRANSACTION FEES		-\$1,280.85
ACCOUNT FEES	Type	Amount
MC-MOTO DOMESTIC FEE .000150 TIMES \$1,962.00	Fees	-\$0.29
VI-COMMERCIAL SOLUTIONS FEE .000100 TIMES \$12,032.00	Fees	-\$1.20
MISCELLANEOUS ADJUSTMENT Adj Non-Receipt PCI - Apr2024	Fees	\$50.00
VISA NETWORK FEE CP 1B-02	Fees	-\$1.00
VI DIGITAL COMMERCE SVC FEE MN 118 TRANSACTIONS AT .007500	Fees	-\$0.89
VI DIGITAL COMMERCE SVCS FEE \$30,501.00 AT .000075	Fees	-\$2.29
MC MONTHLY LOCATION FEE	Fees	-\$1.25
VISA NETWORK FEE CNP 2-06	Fees	-\$44.75
MC MTHLY LICENSE FEE	Fees	-\$1.50
DISPUTE IMAGE FEE VISA DMS 1 TRANSACTIONS AT 1.5	Fees	-\$1.50
DS PGRM INTEGRITY FEE BASE SUB 11 TRANSACTIONS AT 0.1	Fees	-\$1.10
NON-RECEIPT OF PCI VALIDATION 1 TRANSACTIONS AT 50	Fees	-\$50.00
VI TRANSACTION INTEGRITY FEE 1 TRANSACTIONS AT 0.1	Fees	-\$0.10
TOTAL ACCOUNT FEES		-\$55.87
EQUIPMENT	Type	Amount
MONTHLY MAINTENANCE FEE	Fees	-\$19.95
TOTAL EQUIPMENT FEES		-\$19.95
TOTAL		-\$1,356.67
Total Interchange Charges/Program Fees		-\$1,046.93
Total Service Charges		-\$196.50
Total Fees		-\$113.24
Total (Service Charges, Interchange Charges/Program Fees, and Fees)		-\$1,356.67

INTERCHANGE CHARGES/PROGRAM FEES

These are the variable fees charged by Card Organizations for processing transactions. The Interchange / Program charges in this section are also reflected in the Fee section of the statement.

Product/Description	Sales Total	% Of Sales	Number of Transactions	% of Total Transactions	Interchange/Program Rate	Cost Per Transaction	Sub Total	Total Interchange/Program Charges
MASTERCARD								
MC-ENHANCED MERIT I	\$198.00	1%	2	3%	0.0210	\$0.100	-\$4.36	
MC-EMRG MKT EDU/GOVT(DB)CAP	\$749.00	5%	1	1%	0.0000	\$2.000	-\$2.00	
MC-WORLD ELITE MERIT III	\$99.00	1%	1	1%	0.0230	\$0.100	-\$2.38	
MC-CORP DATA RATE II (US) CORP	\$1,086.00	7%	3	4%	0.0250	\$0.100	-\$27.45	
MC-BUS LEVEL 3 DATA RATE II	\$707.00	5%	1	1%	0.0210	\$0.100	-\$14.95	
MC-EMRG MKT EDU/GOVT(DB)	\$981.00	6%	10	13%	0.0065	\$0.150	-\$7.88	
MC-COMML DATA RT II FLT NONFL	\$1,705.00	11%	5	6%	0.0250	\$0.100	-\$43.13	
MC-WORLDCARD MERIT I	\$726.00	5%	4	5%	0.0220	\$0.100	-\$16.37	
MC-WORLD ELITE MERIT I	\$4,113.50	26%	25	32%	0.0260	\$0.100	-\$109.45	
MC-REG INCENT FRF ADJ POS (DB)	\$938.00	6%	12	15%	0.0005	\$0.220	-\$3.11	
MC-CONSUMER CREDIT REFUND 3	-\$1,962.00	13%	8	10%	0.0175	0.000	\$34.34	
MC-BUS LEVEL 5 DATA RATE II	\$1,254.00	8%	1	1%	0.0225	\$0.100	-\$28.32	
MC-CORP DATA RATE II (US) PUR	\$1,036.00	7%	4	5%	0.0250	\$0.100	-\$26.30	
MC-REGULATED FRD ADJ COMM (DB)	\$7.00	0%	1	1%	0.0005	\$0.220	-\$0.22	
MC-COMM DATA RATE II BUS (DB)	\$99.00	1%	1	1%	0.0210	\$0.100	-\$2.18	
MASTERCARD TOTAL	\$11,736.50		79					-\$253.76
VISA								
VI-US BUS TR4 PRD 1	\$259.00	1%	1	1%	0.0295	\$0.100	-\$7.74	

YOUR CARD PROCESSING STATEMENT

Merchant Number 958166362888
 Customer Service Website - www.businesstrack.com
 Phone - 1-855-599-4656

Statement Period 06/01/24 - 06/30/24

INTERCHANGE CHARGES/PROGRAM FEES

These are the variable fees charged by Card Organizations for processing transactions. The Interchange / Program charges in this section are also reflected in the Fee section of the statement.

Product/Description	Sales Total	% Of Sales	Number of Transactions	% of Total Transactions	Interchange/Program		Sub Total	Total Interchange/Program Charges
					Rate	Cost Per Transaction		
VI-CONS NON-PASS TRANS CREDIT	-\$303.00	1%	2	1%	0.0176	0.000	\$5.33	
VI-CPS/RETAIL2(EMERG MKTS)(DB)	\$2,049.00	5%	23	12%	0.0065	\$0.150	-\$16.77	
VI-RETAIL P2 SIGN PREFERRED	\$10.00	0%	1	1%	0.0210	\$0.100	-\$0.31	
VI-ECOMM BSC P1 SIGNATURE	\$1,679.00	4%	10	5%	0.0205	\$0.100	-\$35.42	
VI-CPS/RETAIL2(DB) CAP	\$5,585.00	13%	4	2%	0.0000	\$2.000	-\$8.00	
VI-ECOMM BSC P1 INFINITE SQ	\$109.00	0%	1	1%	0.0260	\$0.100	-\$2.93	
VI-US BUS TR1 PRD 1	\$2,649.00	6%	1	1%	0.0265	\$0.100	-\$70.30	
VI-ECOMM BASIC P1 TRAD	\$267.00	1%	3	2%	0.0189	\$0.100	-\$5.35	
VI-CPS/RETAIL2(EMERG MKTS)(PP)	\$257.00	1%	3	2%	0.0065	\$0.150	-\$2.12	
VI-EDUCATION SIGN PREF NTKN	\$549.00	1%	1	1%	0.0225	\$0.100	-\$12.45	
VI-CR VOUCH NGSA PURCH NON PT1	-\$2,924.00	7%	1	1%	0.0240	0.000	\$70.18	
VI-CNP P1 TRADITIONAL	\$646.00	1%	4	2%	0.0189	\$0.100	-\$12.61	
VI-RETKEY P1 SIGN PREFERRED	\$59.00	0%	1	1%	0.0250	\$0.100	-\$1.58	
VI-RETAIL ALL OTHER P2 TRAD	\$99.00	0%	1	1%	0.0151	\$0.100	-\$1.59	
VI-US REGULATED (DB)	\$9,670.00	22%	71	36%	0.0005	\$0.220	-\$20.46	
VI-PURCHASING CARD CNP	\$6,896.00	16%	11	6%	0.0270	\$0.100	-\$187.29	
VI-US REGULATED COMM (DB)	\$259.00	1%	1	1%	0.0005	\$0.220	-\$0.35	
VI-US BUS TR5 PRD 1	\$1,910.00	4%	6	3%	0.0300	\$0.100	-\$57.90	
VI-CRVCHR DEBIT CARD (DB)	-\$143.00	0%	2	1%	0.0000	0.000	0.00	
VI-US BUS TR2 PRD 1	\$59.00	0%	1	1%	0.0280	\$0.100	-\$1.75	
VI-CNP P1 SIGN PREFERRED	\$844.00	2%	6	3%	0.0250	\$0.100	-\$21.70	
VI-CNP P1 REWARDS	\$99.00	0%	1	1%	0.0204	\$0.100	-\$2.12	
VI-REG CONSUMER MQ (DB)	\$1,098.00	3%	2	1%	0.0005	\$0.220	-\$0.99	
VI-EDUCATION TRAD NTKN	\$679.00	2%	1	1%	0.0153	\$0.050	-\$10.44	
VI-EIRF NON CPS ALL OTHER (PP)	\$169.00	0%	1	1%	0.0180	\$0.200	-\$3.24	
VI-ECOMM BASIC P1 REWARDS	\$376.00	1%	4	2%	0.0204	\$0.100	-\$8.07	
VI-ECOMM BSC P1 SIGN PREFERRED	\$3,945.00	9%	34	17%	0.0250	\$0.100	-\$102.03	
VISA TOTAL	\$36,851.00		198					-\$518.00
DISCOVER								
DSCVR BASE SUB LVL PR	\$287.00	4%	3	17%	0.0315	\$0.100	-\$9.34	
DSCVR KEY ENTRY PR	\$398.00	6%	2	11%	0.0205	\$0.100	-\$8.36	
DSCVR BASE SUB LVL RW	\$1,172.00	16%	8	44%	0.0315	\$0.100	-\$37.72	
DSCVR PSL RTL RW	\$99.00	1%	1	6%	0.0172	\$0.100	-\$1.80	
DSCVR KEY ENTRY RW	\$69.00	1%	1	6%	0.0203	\$0.100	-\$1.50	
DSCVR KEY ENTRY PP	\$5,184.00	72%	3	17%	0.0255	\$0.100	-\$132.49	
DISCOVER TOTAL	\$7,209.00		18					-\$191.21
AMERICAN EXPRESS								
AMEX PASS-THRU	\$5,903.00	100%	19	100%	0.0000	0.000	0.00	
AMERICAN EXPRESS TOTAL	\$5,903.00		19					0.00
TOTAL	\$61,699.50		314					-\$962.97

THIS IS NOT A BILL

Merchant Number: 958166360882

YOUR CARD PROCESSING STATEMENT

GTC DENTAL CLINIC
 RAY LAMBERT
 735 S PLEASANTBURG DR
 GREENVILLE SC 29607

Account Summary

An overview of your account activity for the statement period.




Page 2	Total Amount Submitted	\$1,120.00
Page 3	Third Party Transactions	-\$40.00
Page 3	Chargebacks/Reversals	0.00
Page 3	Adjustments	0.00
Page 3	Fees	-\$71.45
Total Amount Processed		\$1,008.55

Your sales were
\$1,120.00
 this month
 which is
▼ -10.04%
 over last month.

This month you had:

23 New customers	5 Repeat customers
----------------------------	------------------------------

June 2024 insights

\$40	 Avg. ticket size
\$40	 Avg. \$ spend per card transaction
1.0	 Avg. number of transactions per customer

What your customers are saying:



Google Avg. Rating:
5.00 ★



Andrea Davis
 (google, 09/15/22)

"What a great experience. Definitely the most detailed cleaning ever. Low cost. Definitely worth the longer visits. I got a deep cleaning, X-rays, exams and fluoride all for under \$50! Plus I got to help out a sweet student hygienists. I will come back for my next cleaning with the same student before she graduates and get to see how she has grown."



Yelp Avg. Rating:
N/A

Did you know?

If you are interested in some marketing promotions, please contact your Customer Service Center.

Make sure to plan accordingly!

Peacemaker at Radio Room with Shaker and The "Dirty South" Band is on Jul 8

Youth Basketball - Power Ball Series 4 (Championship) from Jul 19 -22

Carolina Foothills Dog Show Cluster at the 874 S Pleasantburg Dr, Greenville, SC 29607, USA from Jul 25 -28

Customer Service

www.businesstrack.com
 1-855-599-4656

Inquiry

PO Box 2394, Omaha, NE 68103-2394

YOUR CARD PROCESSING STATEMENT

Merchant Number 958166360882
 Customer Service Website - www.businesstrack.com
 Phone - 1-855-599-4656

Page 2 of 5

Statement Period 06/01/24 - 06/30/24

IMPORTANT INFORMATION ABOUT YOUR ACCOUNT

Minimum transaction amounts:

Remember, you cannot impose minimum transaction amounts on debit card transactions per Card Organization rules. However, you may set a minimum transaction amount of \$10 or less on credit card transactions.

We are excited to inform you that your Payeezy Global Gateway account with TD Bank, will be upgraded to the Clover Payments platform in the coming weeks. Your current Payeezy pricing will carry over to Clover Payments following the upgrade. You will receive additional information about the upgrade to Clover in the coming weeks via mail. After you have been upgraded, you will continue to access to your Payeezy history in Payeezy as it will not be available in Clover. To ensure you receive information about the upgrade to Clover and uninterrupted service, it is crucial that we have your valid, unique email address on record for your Payeezy account. If you have not received any email communications to confirm your email address, please contact Payeezy customer service at (855) 448-3493 as soon as possible to confirm that your contact information is correct.

Payment Card Industry Data Security Standards (PCI DSS) compliance is required per your Merchant Agreement to protect your customers' information from a security breach. Being compliant minimizes the potential financial and reputational risk your business faces in the event you experience a data breach.

SUMMARY BY DAY

Date Submitted	Submitted Amount	Third Party Transactions	Chargebacks/ Reversals	Adjustments	Fees	Amount Processed
06/04/24	\$150.00	0.00	0.00	0.00	0.00	\$150.00
06/05/24	\$80.00	0.00	0.00	0.00	0.00	\$80.00
06/11/24	\$80.00	-\$40.00	0.00	0.00	0.00	\$40.00
06/13/24	\$195.00	0.00	0.00	0.00	0.00	\$195.00
06/18/24	\$80.00	0.00	0.00	0.00	0.00	\$80.00
06/19/24	\$155.00	0.00	0.00	0.00	0.00	\$155.00
06/20/24	\$80.00	0.00	0.00	0.00	0.00	\$80.00
06/25/24	\$110.00	0.00	0.00	0.00	0.00	\$110.00
06/26/24	\$110.00	0.00	0.00	0.00	0.00	\$110.00
06/27/24	\$80.00	0.00	0.00	0.00	0.00	\$80.00
Month End Charge	0.00	0.00	0.00	0.00	-\$71.45	-\$71.45
Total	\$1,120.00	-\$40.00	0.00	0.00	-\$71.45	\$1,008.55

SUMMARY BY CARD TYPE

Card Type	Average Ticket	Total Gross Sales You Submitted		Refunds		Total Amount You Submitted	
		Items	Amount	Items	Amount	Items	Amount
Mastercard	\$40.00	1	\$40.00	0	0.00	1	\$40.00
VISA	\$42.50	8	\$340.00	0	0.00	8	\$340.00
Discover	\$35.00	1	\$35.00	0	0.00	1	\$35.00
American Express	\$40.00	1	\$40.00	0	0.00	1	\$40.00
Debit/Atm	\$39.12	17	\$665.00	0	0.00	17	\$665.00
Total		28	\$1,120.00	0	0.00	28	\$1,120.00

YOUR CARD PROCESSING STATEMENT

Merchant Number 958166360882
 Customer Service Website - www.businessrack.com
 Phone - 1-855-599-4656

Page 3 of 5

Statement Period 06/01/24 - 06/30/24

SUMMARY BY BATCH

Batch	Submit Date	Average Ticket	Total Gross Sales You Submitted		Refunds		Total Amount You Submitted	
			Items	Amount	Items	Amount	Items	Amount
711516040440	06/04/24	\$50.00	3	\$150.00	0	0.00	3	\$150.00
711516050441	06/05/24	\$40.00	2	\$80.00	0	0.00	2	\$80.00
711516110442	06/11/24	\$40.00	2	\$80.00	0	0.00	2	\$80.00
711516130443	06/13/24	\$39.00	5	\$195.00	0	0.00	5	\$195.00
711516180444	06/18/24	\$40.00	2	\$80.00	0	0.00	2	\$80.00
711516190445	06/19/24	\$38.75	4	\$155.00	0	0.00	4	\$155.00
711516200446	06/20/24	\$40.00	2	\$80.00	0	0.00	2	\$80.00
711516250447	06/25/24	\$36.67	3	\$110.00	0	0.00	3	\$110.00
711516260448	06/26/24	\$36.67	3	\$110.00	0	0.00	3	\$110.00
711516270449	06/27/24	\$40.00	2	\$80.00	0	0.00	2	\$80.00
Total			28	\$1,120.00	0	0.00	28	\$1,120.00

THIRD PARTY TRANSACTIONS

Transactions that are passed directly to Third Party Service Providers for processing and/or funding.

Date	Description	Amount
06/11/24	Transactions submitted to American Express	-\$40.00
TOTAL		-\$40.00

CHARGEBACKS/REVERSALS

Transactions that are challenged or disputed by a cardholder or card-issuing bank.

Date	Reference No.	Description	Card Number (Last 4 Digits)	Amount
No Chargebacks/Reversals for this Statement Period				
Total				0.00

ADJUSTMENTS

The amounts credited to, or deducted from, your account to resolve processing and billing discrepancies.

Date	Description	Amount
No Adjustments for this Statement Period		
Total		0.00

FEES

Amount charged to authorize, process and settle card transactions, along with transaction-based and/or fixed amounts charged for specific card processing services.

TRANSACTION FEES	Type	Amount
MASTERCARD		
MASTERCARD ASSESSMENT FEE 0.0014 TIMES \$40.00	Interchange charges	-\$0.06
MC-WORLD ELITE MERIT III	Interchange charges	-\$1.02
MASTERCARD SALES DISCOUNT 0.001 DISC RATE TIMES \$40.00	Service charges	-\$0.04
MASTERCARD AUTH FEE 1 TRANSACTIONS AT 0.07	Fees	-\$0.07
MC NETWORK ACCESS AUTH FEE 1 TRANSACTIONS AT 0.0195	Fees	-\$0.02
VISA		
VI-RETAIL ALL OTHER P2 TRAD	Interchange charges	-\$2.49
VISA ASSESSMENT FEE CR 0.0014 TIMES \$300.00	Interchange charges	-\$0.42
VI-US REGULATED (DB)	Interchange charges	-\$0.24
VI-RETAIL P2 SIGN PREFERRED	Interchange charges	-\$2.72

YOUR CARD PROCESSING STATEMENT

Merchant Number 958166360882
 Customer Service Website - www.businesstrack.com
 Phone - 1-855-599-4656

Page 4 of 5

Statement Period 06/01/24 - 06/30/24

FEES

Amount charged to authorize, process and settle card transactions, along with transaction-based and/or fixed amounts charged for specific card processing services.

VI-CNP P1 REWARDS	Interchange charges	-\$0.92
VISA ASSESSMENT FEE DB 0.0013 TIMES \$40.00	Interchange charges	-\$0.05
VISA SALES DISCOUNT 0.001 DISC RATE TIMES \$300.00	Service charges	-\$0.30
VISA DEBIT SALES DISCOUNT 0.001 DISC RATE TIMES \$40.00	Service charges	-\$0.04
VISA AUTH FEE 8 TRANSACTIONS AT 0.07	Fees	-\$0.56
VI NTWK ACQ PROC FEE US CR 7 TRANSACTIONS AT 0.0195	Fees	-\$0.14
VI NTWK ACQ PROC FEE US DB/PP 1 TRANSACTIONS AT 0.0155	Fees	-\$0.02
DISCOVER		
DSCVR PSL RTL PP	Interchange charges	-\$0.89
DISCOVER DUES/ASSESSMENT FEE 0.0014 TIMES \$35.00	Interchange charges	-\$0.05
DISCOVER SALES DISCOUNT 0.001 DISC RATE TIMES \$35.00	Service charges	-\$0.04
DISCOVER AUTH FEE 1 TRANSACTIONS AT 0.07	Fees	-\$0.07
NETWORK AUTHORIZATION FEE 1 TRANSACTIONS AT 0.019	Fees	-\$0.02
AMERICAN EXPRESS		
AMEX AUTH FEE 1 TRANSACTIONS AT 0.08	Fees	-\$0.08
Other		
VI BASE II SYSTEM FILE FEE 8 TRANSACTIONS AT 0.0018	Service charges	-\$0.01
BATCH SETTLEMENT FEE 20 TRANSACTIONS AT 0.2	Fees	-\$4.00
TOTAL TRANSACTION FEES		-\$14.27
DEBIT NETWORK FEES		
	Type	Amount
STAR NE PREFER REG	Interchange charges	-\$1.39
ACCEL ADVANTAGE REG	Interchange charges	-\$0.72
MAESTRO REG	Interchange charges	-\$1.58
ACCEL ADVANTAGE	Interchange charges	-\$9.34
STAR NE PREFER	Interchange charges	-\$1.14
PULSE NETWORK ANNUAL FEE 1 TRANSACTIONS AT 18.000000	Fees	-\$18.00
DEBIT CARD AUTHORIZATION FEE 17 TRANSACTIONS AT 0.15	Fees	-\$2.55
TOTAL DEBIT NETWORK FEES		-\$34.72
ACCOUNT FEES		
	Type	Amount
MISCELLANEOUS ADJUSTMENT Adj Non-Receipt PCI - Apr2024	Fees	\$50.00
MC MTHLY LICENSE FEE	Fees	-\$1.50
VI DIGITAL COMMERCE SVC FEE MN 1 TRANSACTIONS AT .007500	Fees	-\$0.01
VISA NETWORK FEE CP 1B-02	Fees	-\$1.00
NON-RECEIPT OF PCI VALIDATION 1 TRANSACTIONS AT 50	Fees	-\$50.00
TOTAL ACCOUNT FEES		-\$2.51
EQUIPMENT		
	Type	Amount
MONTHLY MAINTENANCE FEE	Fees	-\$19.95
TOTAL EQUIPMENT FEES		-\$19.95
TOTAL		-\$71.45
Total Interchange Charges/Program Fees		-\$23.03
Total Service Charges		-\$0.43
Total Fees		-\$47.99
Total (Service Charges, Interchange Charges/Program Fees, and Fees)		-\$71.45

YOUR CARD PROCESSING STATEMENT

Merchant Number 958166360882
 Customer Service Website - www.businesstrack.com
 Phone - 1-855-599-4656

Page 5 of 5

Statement Period 06/01/24 - 06/30/24

INTERCHANGE CHARGES/PROGRAM FEES

These are the variable fees charged by Card Organizations for processing transactions. The Interchange / Program charges in this section are also reflected in the Fee section of the statement.

Product/Description	Sales Total	% Of Sales	Number of Transactions	% of Total Transactions	Interchange/Program Rate	Cost Per Transaction	Sub Total	Total Interchange/Program Charges
MASTERCARD								
MC-WORLD ELITE MERIT III	\$40.00	100%	1	100%	0.0230	\$0.100	-\$1.02	
MASTERCARD TOTAL	\$40.00		1					-\$1.02
VISA								
VI-US REGULATED (DB)	\$40.00	12%	1	13%	0.0005	\$0.220	-\$0.24	
VI-RETAIL ALL OTHER P2 TRAD	\$145.00	43%	3	38%	0.0151	\$0.100	-\$2.49	
VI-CNP P1 REWARDS	\$40.00	12%	1	13%	0.0204	\$0.100	-\$0.92	
VI-RETAIL P2 SIGN PREFERRED	\$115.00	34%	3	38%	0.0210	\$0.100	-\$2.72	
VISA TOTAL	\$340.00		8					-\$6.37
DISCOVER								
DSCVR PSL RTL PP	\$35.00	100%	1	100%	0.0225	\$0.100	-\$0.89	
DISCOVER TOTAL	\$35.00		1					-\$0.89
AMERICAN EXPRESS								
AMEX PASS-THRU	\$40.00	100%	1	100%	0.0000	0.000	0.00	
AMERICAN EXPRESS TOTAL	\$40.00		1					0.00
DEBIT CARD								
STAR NE PREFER REG	\$75.00	11%	2	12%	0.0000	0.000	0.00	
MAESTRO REG	\$235.00	35%	6	35%	0.0000	0.000	0.00	
ACCEL ADVANTAGE	\$275.00	41%	7	41%	0.0000	0.000	0.00	
STAR NE PREFER	\$40.00	6%	1	6%	0.0000	0.000	0.00	
ACCEL ADVANTAGE REG	\$40.00	6%	1	6%	0.0000	0.000	0.00	
DEBIT CARD TOTAL	\$665.00		17					0.00
TOTAL	\$1,120.00		28					-\$8.28

Merchant Statement

GREENVILLE TECHNICAL COLLEGE
506 S PLEASANTBURG DR
GREENVILLE, SC 29606

Your Deposits & Fees at a Glance

This Is Not A Bill

Total Deposits **\$67,635.05**

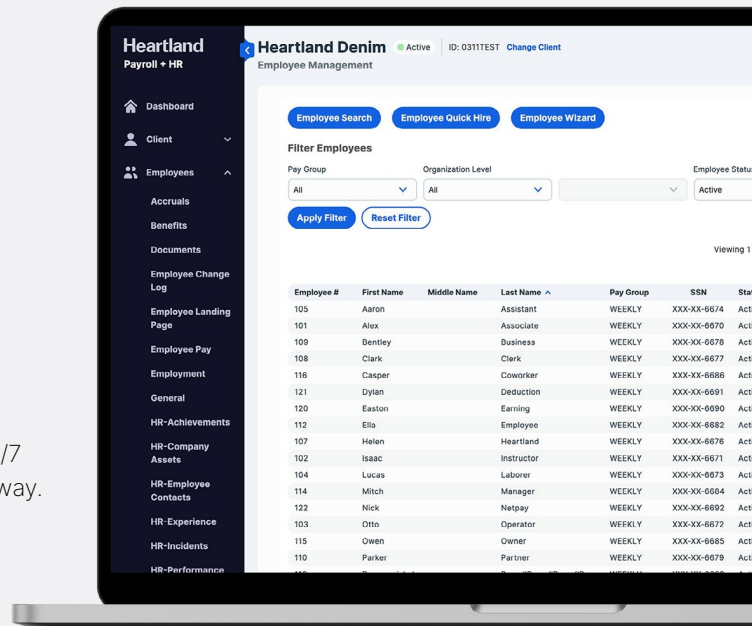
Total Fees **\$1,151.92**

Heartland | Payroll+

Improve people management tasks with **HR Complete**

Ready to grow your business and avoid compliance pitfalls? HR Complete has it all: compliance alerts, a 24/7 resource hub and a dedicated HR partner to guide the way.

Visit heartland.us/hr



P3.4100 D-06

Visit your merchant portal at [Heartland.us/login](https://heartland.us/login) for more details.

YOUR CARD PROCESSING STATEMENT

Merchant Number 958166360882
 Customer Service Website - www.businesstrack.com
 Phone - 1-855-599-4656

Page 5 of 5

Statement Period 06/01/24 - 06/30/24

INTERCHANGE CHARGES/PROGRAM FEES

These are the variable fees charged by Card Organizations for processing transactions. The Interchange / Program charges in this section are also reflected in the Fee section of the statement.

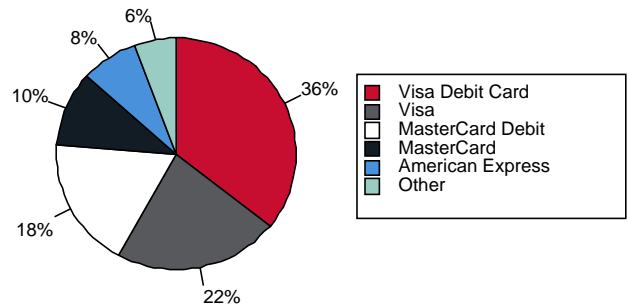
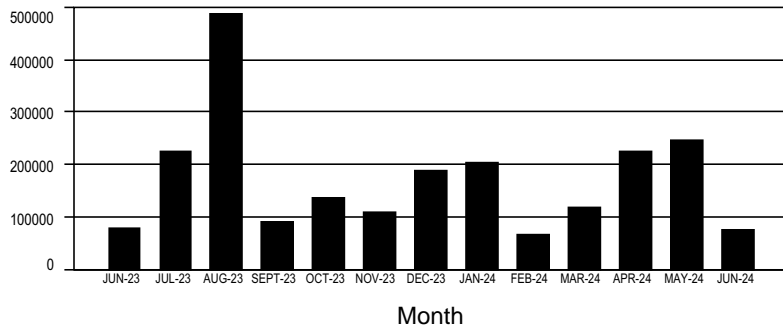
Product/Description	Sales Total	% Of Sales	Number of Transactions	% of Total Transactions	Interchange/Program Rate	Cost Per Transaction	Sub Total	Total Interchange/Program Charges
MASTERCARD								
MC-WORLD ELITE MERIT III	\$40.00	100%	1	100%	0.0230	\$0.100	-\$1.02	
MASTERCARD TOTAL	\$40.00		1					-\$1.02
VISA								
VI-US REGULATED (DB)	\$40.00	12%	1	13%	0.0005	\$0.220	-\$0.24	
VI-RETAIL ALL OTHER P2 TRAD	\$145.00	43%	3	38%	0.0151	\$0.100	-\$2.49	
VI-CNP P1 REWARDS	\$40.00	12%	1	13%	0.0204	\$0.100	-\$0.92	
VI-RETAIL P2 SIGN PREFERRED	\$115.00	34%	3	38%	0.0210	\$0.100	-\$2.72	
VISA TOTAL	\$340.00		8					-\$6.37
DISCOVER								
DSCVR PSL RTL PP	\$35.00	100%	1	100%	0.0225	\$0.100	-\$0.89	
DISCOVER TOTAL	\$35.00		1					-\$0.89
AMERICAN EXPRESS								
AMEX PASS-THRU	\$40.00	100%	1	100%	0.0000	0.000	0.00	
AMERICAN EXPRESS TOTAL	\$40.00		1					0.00
DEBIT CARD								
STAR NE PREFER REG	\$75.00	11%	2	12%	0.0000	0.000	0.00	
MAESTRO REG	\$235.00	35%	6	35%	0.0000	0.000	0.00	
ACCEL ADVANTAGE	\$275.00	41%	7	41%	0.0000	0.000	0.00	
STAR NE PREFER	\$40.00	6%	1	6%	0.0000	0.000	0.00	
ACCEL ADVANTAGE REG	\$40.00	6%	1	6%	0.0000	0.000	0.00	
DEBIT CARD TOTAL	\$665.00		17					0.00
TOTAL	\$1,120.00		28					-\$8.28

Your Business

Thirteen Month - Monthly Volume

Current Volume By Card Type

Volume



Fee Summary

Fee Type	# of Trans	Total \$ Amount	Discount % Rate	DPI	Transaction Fee	Total Fee
Visa Pass-thru Interchange & Fees						
Transaction Integrity Fee 130 txn @ \$0.100	1	\$0.00	-	-	-	\$13.00
Visa Auth Misuse Fee 6 txn @ \$0.090	1	\$0.00	-	-	-	\$0.54
Visa Commercial Solutions Fee	2	\$1,746.75	0.0100	-	-	\$0.18
Visa Digital Commerce Service Fee	118	\$17,260.94	0.0075	-	-	\$1.51
Visa Issuer Settlement Fee	241	\$44,235.57	-	-	\$0.0013	\$0.35
VS Assessment Fee	186	\$28,055.29	0.1300	-	-	\$36.47
VS Assessment Fee	53	\$6,433.72	0.1400	-	-	\$23.04
VS CR Intl Premium-Card Card Present	1	\$102.75	1.8500	-	-	\$1.90
VS CR Non-Qualified	27	\$4,570.25	3.1500	\$0.10	-	\$146.68
VS CR Small Merchant PD2 Sign Pref	8	\$1,159.01	1.8800	\$0.10	-	\$22.59
VS CR Small Merchant PD2 Signature	4	\$436.69	1.4300	\$0.10	-	\$6.65
VS CR Small Merchant PD2 Trad Rwd	2	\$184.95	1.4300	\$0.10	-	\$2.85
VS CR Small Merchant PD2 Traditional	2	\$113.03	1.2900	\$0.10	-	\$1.65
VS CR Sml Mrch Educa Sig Pref CP-CNP	6	\$7,185.79	2.1500	\$0.10	-	\$155.10
VS CR Sml Mrch Educa T/TR/Sig CP-CNP	3	\$2,681.25	1.4300	\$0.05	-	\$38.49
VS Credit Voucher Proc-DB/Prepaid Trans	2	(\$253.44)	-	-	\$0.0155	\$0.03
VS DB CPS/Retail	17	\$3,935.54	0.8000	\$0.15	-	\$34.01
VS DB CPS/Retail Prepaid	7	\$595.95	1.1500	\$0.15	-	\$7.90
VS DB CPS/Sml Tkt Cnsmr DB&Prpd Reg	6	\$54.75	0.0500	\$0.22	-	\$1.34
VS DB DB Business Card - Retail	1	\$205.50	1.7000	\$0.10	-	\$3.59
VS DB EIRF	20	\$2,976.19	1.7500	\$0.20	-	\$56.08
VS DB EIRF Prepaid	5	\$513.76	1.8000	\$0.20	-	\$10.23
VS DB US Regulated	130	\$19,773.60	0.0500	\$0.22	-	\$38.52
VS FANF Customer Present - 1 Location	1	\$0.00	-	-	-	\$2.00
VS Financial Transaction Fee	241	\$0.00	-	-	\$0.0018	\$0.44
VS Int Acquirer Fee	1	\$102.75	0.4500	-	-	\$0.46
VS Intl Serv Fee-Purch	1	\$102.75	1.0000	-	-	\$1.02
VS Network Acq Processing Fee Int'l CR Card A	1	\$102.75	-	-	\$0.0200	\$0.02
VS Network Acquirer Proc Fee Sig Debit Adj	186	\$28,055.29	-	-	\$0.0040	-\$0.74
VS Network Acquiring Processing Fee	245	\$0.00	-	-	\$0.0195	\$4.77
VS Nvr Apprv Reattmpt - Dom 2 txn @ \$0.10	1	\$0.00	-	-	-	\$0.20
Subtotal						\$610.87
MasterCard Pass-thru Interchange & Fees						
MC Assessment Fee	80	\$17,812.48	0.1400	-	-	\$24.91
MC CR Consumer Credit Refund 3	2	(\$54.00)	1.7500	-	-	-\$0.95
MC CR Enhanced Merit I	3	\$1,227.14	2.1000	\$0.10	-	\$26.07
MC CR Enhanced Merit III Base	2	\$231.19	1.8000	\$0.10	-	\$4.36
MC CR High Val Merit 3 Base	1	\$102.75	2.3000	\$0.10	-	\$2.46
MC CR High Value Merit I	1	\$10.28	2.6000	\$0.10	-	\$0.37
MC CR World Elite Merit I	7	\$2,130.02	2.6000	\$0.10	-	\$56.08
MC CR World Elite Merit III	7	\$703.85	2.3000	\$0.10	-	\$16.87
MC CR World Merit I	1	\$1,125.11	2.2000	\$0.10	-	\$24.85
MC CR World Merit III	6	\$2,132.87	1.9000	\$0.10	-	\$41.13

Fee Summary

Fee Type	# of Trans	Total \$ Amount	Discount % Rate	DPI	Transaction Fee	Total Fee
MC DB Emerging Market	19	\$5,899.72	0.6500	\$0.15	-	\$20.76
MC DB Regulated-Issuer FR Cert	36	\$7,527.27	0.0500	\$0.22	-	\$11.67
MC Digital Enablement Fee	3	\$3,240.53		-	\$0.4000	\$1.20
MC Digital Enablement Fee	31	\$4,605.17	0.0200	-	-	\$1.05
MC Final Auth Not Cleared in 7 Days-Base Rate	1	\$0.00		-	-	\$0.58
MC High Tckt Assessment Fee	3	\$3,277.72	0.1500	-	-	\$4.91
MC Issuer Settlement Fee	85	\$21,036.20		-	\$0.0029	\$0.21
MC License Fee	85	\$21,036.20		-	\$0.0021	\$0.18
MC Mail Order Telephone Order Fee	36	\$7,791.70	0.0150	-	-	\$1.19
MC Merchant Location Fee	1	\$0.00		-	-	\$1.25
MC NABU Fee	97	\$0.00		-	\$0.0195	\$1.89
Subtotal						\$241.04
Discover Pass-thru Interchange & Fees						
Discover Program Integrity Fee	5	\$446.97		-	\$0.1000	\$0.50
DS Assessment Fee	18	\$2,491.72	0.1400	-	-	\$3.49
DS CR Base Submission LVL Premium	1	\$102.75	3.1500	\$0.10	-	\$3.34
DS CR Base Submission LVL Rewards	4	\$344.22	3.1500	\$0.10	-	\$11.23
DS CR Cons Adj Vou Prg 3 Rewards	1	(\$128.44)	1.7500	-	-	-\$2.25
DS CR PSL - Retail Rewards	12	\$919.64	1.7200	\$0.10	-	\$17.02
DS CR PSL-Retail-PremPs	1	\$1,125.11	2.2500	\$0.10	-	\$25.42
DS Data Usage Fee	19	\$2,363.28		-	\$0.0025	\$0.04
DS Digital Investment Fee	5	\$446.97	0.0100	-	-	\$0.04
DS Network Authorization Fee	18	\$2,491.72		-	\$0.0190	\$0.34
Subtotal						\$59.17
HPS Processing Fees						
American Express Transaction Fee	13	\$0.00		-	\$0.2000	\$2.60
Discover Transaction Fee	19	\$0.00		-	-	\$0.00
DS Discount Fee	18	\$2,491.72	0.3500	-	-	\$8.72
MC Discount Fee	83	\$21,090.20	0.3500	-	-	\$73.77
MC Transaction Fee	97	\$0.00		-	-	\$0.00
Service & Regulatory Mandate	1	\$0.00		-	-	\$0.00
Visa Transaction Fee	247	\$0.00		-	-	\$0.00
VS Discount Fee	239	\$44,489.01	0.3500	-	-	\$155.75
Subtotal						\$240.84
Totals						\$1,151.92

Fees calculated on a per transaction basis, rounding differences may occur

Processing Summary - Settled by HPS

Card Type	# of Trans	\$ Sales Volume	# of Refunds	\$ Amount of Refunds	\$ Amount Net Sales	Average Ticket
Visa						
Credit	53	\$16,433.72	-	-	\$16,433.72	\$310.07
Prepaid	12	\$1,109.71	-	-	\$1,109.71	\$92.48
Signature (Non-PIN) Debit	174	\$26,945.58	2	(\$253.44)	\$26,692.14	\$154.86
MasterCard						
Credit	28	\$7,663.21	2	(\$54.00)	\$7,609.21	\$273.69
Signature (Non-PIN) Debit	55	\$13,426.99	-	-	\$13,426.99	\$244.13
Discover						
Credit	-	-	1	(\$128.44)	(\$128.44)	-
Credit	18	\$2,491.72	-	-	\$2,491.72	\$138.43
Totals						\$200.21

Processing Summary - Settled by Others

Card Type	# of Trans	\$ Sales Volume	# of Refunds	\$ Amount of Refunds	\$ Amount Net Sales	Average Ticket
American Express						
Credit	13	\$5,592.04	-	-	\$5,592.04	\$430.16
Totals	13	\$5,592.04	-	-	\$5,592.04	\$430.16

Transaction Adjustment Summary

Description	Date	Amount	Notes
Chargebacks			
Chargeback of Sale	06/06/2024	(\$128.44)	

Deposit Detail

Visa - V	Debit - D	WEX - WX
MasterCard - M	EBT - EB	Voyager - VF
American Express - AX	PayPal - PP	All Card Types - T
Discover - DS	PayPal eCommerce - PE	

Batch Date	Batch #	Card Type	HPS Dep Date	Total Deposit	To Be Paid By Others	Daily Discount	Paid By HPS	Auto Debit/Credit Amount
06/03/2024	000195	T		\$3,874.09	\$56.51		\$3,817.58	-
	ACH		06/04/2024	-	-		-	\$3,817.58
06/04/2024	000196	T		\$4,765.10	-		\$4,765.10	-
	ACH		06/05/2024	-	-		-	\$4,765.10
06/05/2024	000197	T		\$1,809.00	\$61.81		\$1,747.19	-
	ACH		06/06/2024	-	-		-	\$1,747.19
	ACH		06/06/2024	-	-		-	(\$128.44)
06/06/2024	000198	T		\$3,170.24	\$1,406.87		\$1,763.37	-
	ACH		06/07/2024	-	-		-	\$1,763.37
06/10/2024	000199	T		\$3,231.53	-		\$3,231.53	-
	ACH		06/11/2024	-	-		-	\$3,231.53
06/11/2024	000200	T		\$3,714.24	\$102.75		\$3,611.49	-
	ACH		06/12/2024	-	-		-	\$3,611.49
06/12/2024	000201	T		\$3,255.37	\$128.44		\$3,126.93	-
	ACH		06/13/2024	-	-		-	\$3,126.93
06/13/2024	000202	T		\$6,065.36	\$1,184.71		\$4,880.65	-
	ACH		06/14/2024	-	-		-	\$4,880.65
06/17/2024	000203	T		\$7,954.02	\$102.75		\$7,851.27	-
	ACH		06/18/2024	-	-		-	\$7,851.27
06/18/2024	000204	T		\$6,584.02	\$1,207.31		\$5,376.71	-
	ACH		06/19/2024	-	-		-	\$5,376.71
06/19/2024	000205	T		\$3,392.85	\$102.75		\$3,290.10	-
	ACH		06/20/2024	-	-		-	\$3,290.10
06/20/2024	000206	T		\$5,257.07	\$970.99		\$4,286.08	-
	ACH		06/21/2024	-	-		-	\$4,286.08
06/24/2024	000207	T		\$10,023.89	-		\$10,023.89	-
	ACH		06/25/2024	-	-		-	\$10,023.89
06/25/2024	000208	T		\$3,115.95	-		\$3,115.95	-
	ACH		06/26/2024	-	-		-	\$3,115.95
06/26/2024	000209	T		\$3,305.15	-		\$3,305.15	-
	ACH		06/27/2024	-	-		-	\$3,305.15
06/27/2024	000210	T		\$3,709.21	\$267.15		\$3,442.06	-
	ACH		06/28/2024	-	-		-	\$3,442.06
	Fees	T	06/30/2024	-	-		-	(\$1,151.92)
Totals				\$73,227.09	\$5,592.04		\$67,635.05	\$66,354.69

Site ID (BE)	External ID	Site Name	Txn Date	Batch Date	Record Date	Funded Date
958166361880		PAPERCUT	05/02/2024	05/02/2024	05/03/2024	05/02/2024
958166361880		PAPERCUT	05/30/2024	05/30/2024	05/31/2024	05/30/2024
958166361880		PAPERCUT	06/03/2024	06/03/2024	06/04/2024	06/03/2024
958166361880		PAPERCUT	06/27/2024	06/27/2024	06/28/2024	06/27/2024
958166363886		GTC CAFE	04/30/2024	05/01/2024	05/01/2024	05/01/2024
958166363886		GTC CAFE	04/30/2024	05/01/2024	05/01/2024	05/01/2024
958166363886		GTC CAFE	05/01/2024	05/02/2024	05/02/2024	05/02/2024
958166363886		GTC CAFE	05/30/2024	05/31/2024	05/31/2024	05/31/2024
958166363886		GTC CAFE	06/03/2024	06/04/2024	06/04/2024	06/04/2024
958166363886		GTC CAFE	06/27/2024	06/28/2024	06/28/2024	06/28/2024
958166362888		GTC CE	04/30/2024	05/01/2024	05/01/2024	05/01/2024
958166362888		GTC CE	04/30/2024	05/01/2024	05/01/2024	05/01/2024
958166362888		GTC CE	05/01/2024	05/02/2024	05/02/2024	05/02/2024
958166362888		GTC CE	05/31/2024	06/01/2024	06/01/2024	06/01/2024
958166362888		GTC CE	06/01/2024	06/02/2024	06/02/2024	06/02/2024
958166362888		GTC CE	06/29/2024	06/30/2024	06/30/2024	06/30/2024
958166360882		GTC DENTAL	05/16/2024	05/16/2024	05/16/2024	05/16/2024
958166360882		GTC DENTAL	05/30/2024	05/30/2024	05/30/2024	05/30/2024
958166360882		GTC DENTAL	06/04/2024	06/04/2024	06/04/2024	06/04/2024
958166360882		GTC DENTAL	06/27/2024	06/27/2024	06/27/2024	06/27/2024

Batch No.	Batch Sequence ID	Invoice Number	Product Code	Account #(Last 4)
000000027800	0010090006	BD000A73FCF6	VISA	5207
000000307800	0009555414	AD000AC23625	VISA	9075
000000037800	0015241056	BW000ACC29F6	VISA	2068
000000277800	0050661399	BN005EABEDD7	VISA	0506
000188013622	0006495532	40391	MASTERCARD	5591
000188013622	0006495532	40375	VISA	2600
000188181014	0008033550	40434	MASTERCARD	0855
000192881953	0009130244	41110	VISA	0708
000193565760	0014757024	5612	MASTERCARD	0567
000197528279	0050142589	15166	VISA	4141
030060010441	0006537360	00110811	VISA	9135
030060010441	0006537360	00111031	VISA	5154
030060020442	0008076033	00111291	VISA	1565
030060010472	0010691841	00119131	MASTERCARD	7580
030060020473	0012128582	00119291	VISA	5540
030060300501	0002344063	00125575	MASTERCARD	1891
711516160432	0027528405	0000000001	DEBIT CARD	3835
711516300439	0006857387	0000000005	DEBIT CARD	3365
711516040440	0014095650	0000000001	VISA	6783
711516270449	0047859325	0000000002	DEBIT CARD	4004

Processed Sales Amount	Monthly Sales Totals
5.00	
2.00	347.00 May
5.00	
5.00	301.00 June
8.63	
5.67	April sales deposited in with May batch
5.67	
10.80	5,056.45 May
10.20	
7.95	4,602.47 June
289.00	
925.00	April sales deposited in with May batch
99.00	
99.00	93,332.50 May
99.00	
39.00	59,759.50 June
40.00	
35.00	1,245.00 May
70.00	
40.00	1,120.00 June